

# Kindergarten

Home Learning Booklet

Week E

Monday

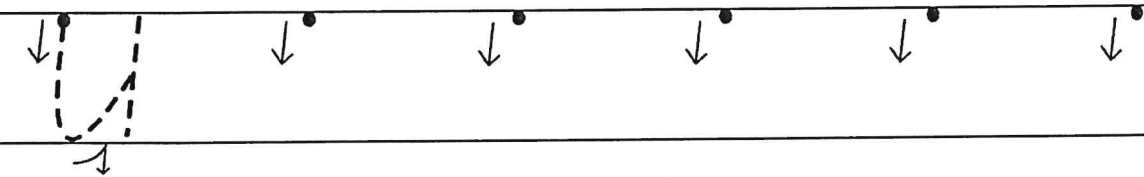
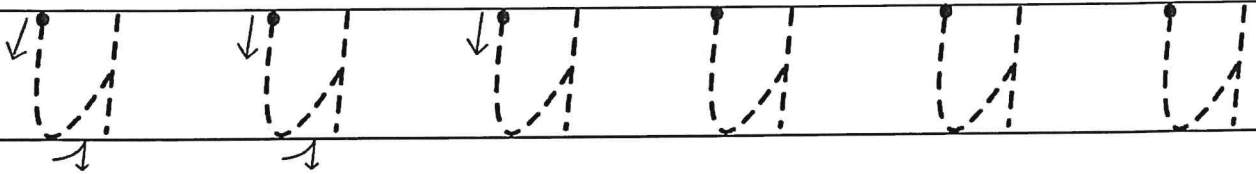
\*Please follow Monday learning  
activities on the grid.

u

u


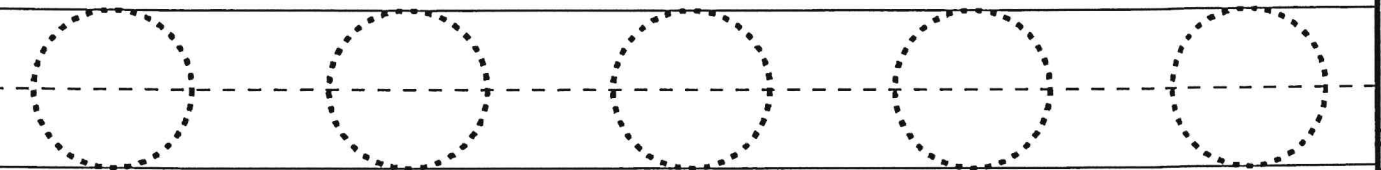
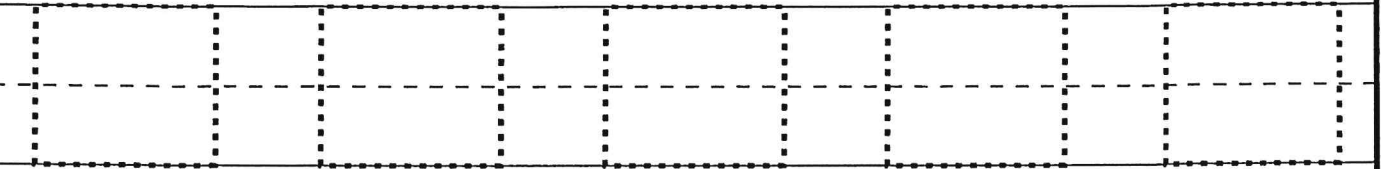
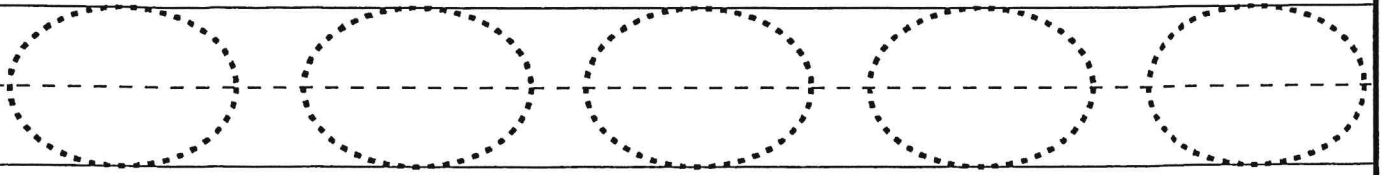


My name is:



umbrella

# Trace and Draw



Trace the sentence and draw a pom pom.



My hat has a pom pom.

Unjumble the letters to make words.

tah.....

sah.....

mop.....

yM.....



Write the sentence again.

Find and trace the words from the sentence.

Mum My had hat as has  
and at a pom pin pom

What can you do when it is cold? Finish the sentence.

When it is cold I can.....

# Determining One More and One Less



OUTCOME  
NES 1.1

Count the sea animals. Then write the numbers.



One less is \_\_\_\_\_.

7 starfish

One more is \_\_\_\_\_.



One less is \_\_\_\_\_.

\_\_\_\_\_ fish

One more is \_\_\_\_\_.



One less is \_\_\_\_\_.

\_\_\_\_\_ fish

One more is \_\_\_\_\_.



One less is \_\_\_\_\_.

\_\_\_\_\_ seahorses

One more is \_\_\_\_\_.



One less is \_\_\_\_\_.

\_\_\_\_\_ fish

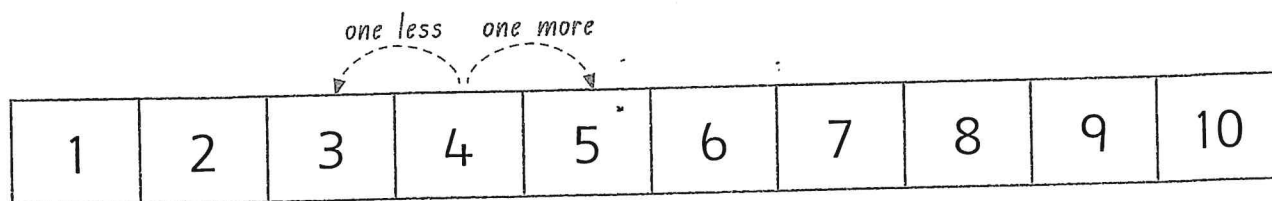
One more is \_\_\_\_\_.



# Identifying One More and One Less



OUTCOME  
NES 1.1



Write the missing numbers on these number track pieces.

<i>one less</i>		<i>one more</i>
	4	

<i>one less</i>		<i>one more</i>
	8	

<i>one less</i>		<i>one more</i>
	2	

<i>one less</i>		<i>one more</i>
	5	

<i>one less</i>		<i>one more</i>
	9	

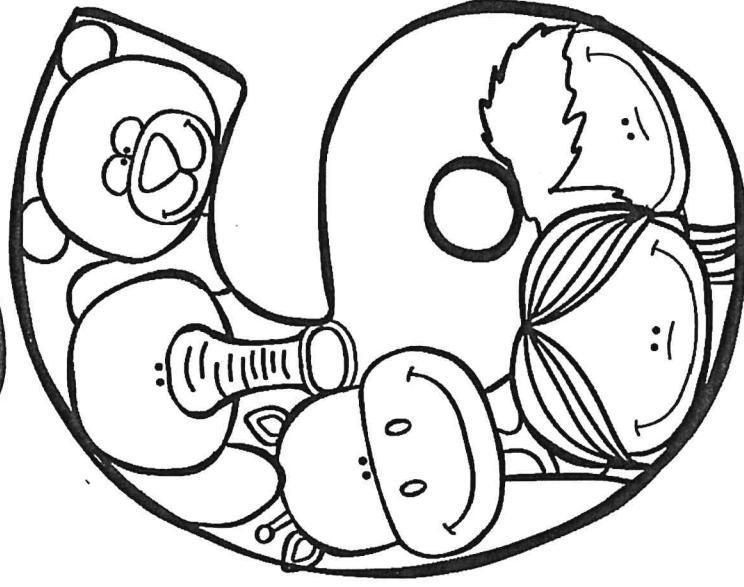

<i>one less</i>		<i>one more</i>
	7	

<i>one less</i>		<i>one more</i>
	3	

<i>one less</i>		<i>one more</i>
	6	

# Day

# Six



On the sixth day, God added creatures to the land. He made lions and tigers and bears. He made rabbits and sheep and cows. He added everything from ants to zebras to the land. But He still felt something was missing. So God added Mankind to enjoy and take care of all that He had created. God looked around and was happy with all He had made.