

Kindergarten

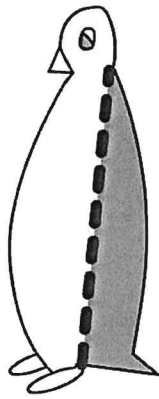
Home Learning Booklet

Week C

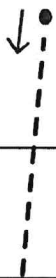


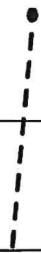
Tuesday

*Please follow Tuesday learning activities on the grid.


L




My name is:




lion





Trace the sentence and draw Kim.



Kim has a pet pig.


Unjumble the letters to make words.

gip.....

sah.....

etp.....

mik.....



Write the sentence again.

Find and trace the words from the sentence.

Kim him to has cat a

set pet six pig fig in

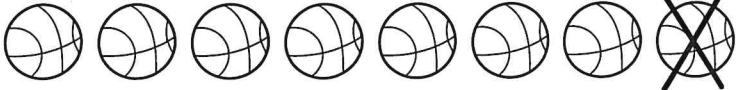




What is the pig's name? Finish the sentence.

The pig's name is

Representing Subtraction Situations



OUTCOME
NES 1.2

| | |
|---------------------------------------|---|
| <p>8 balls</p> <p>One rolls away.</p> |  |
| <p>6 books</p> <p>Four fall down.</p> |  |
| <p>7 eggs</p> <p>Three break.</p> |  |
| <p>9 balloons</p> <p>Two go pop.</p> |  |
| <p>5 crayons</p> <p>Two are lost.</p> |  |
| <p>8 _____</p> <p>Take away four.</p> | |

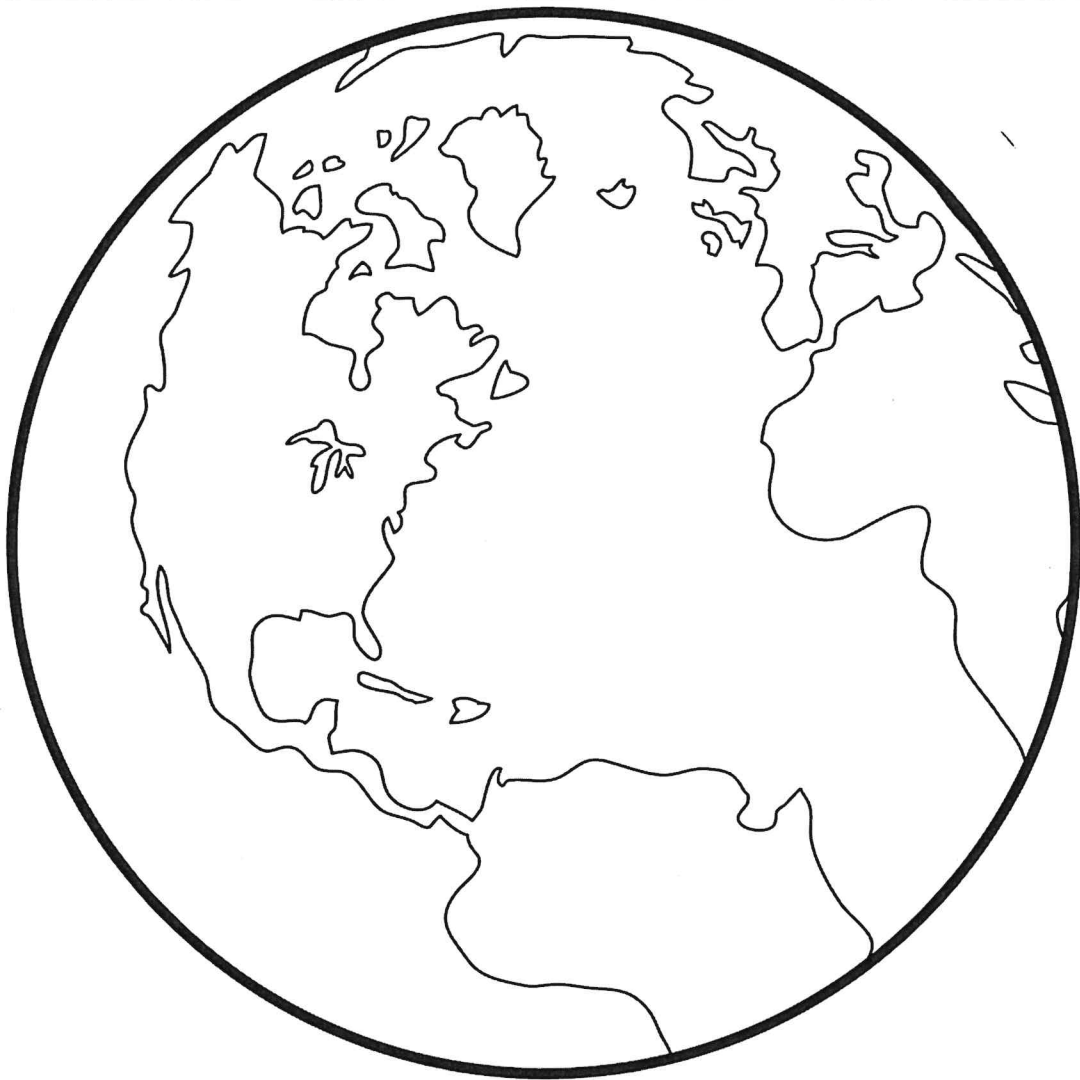


Religion / Tuesday

View the YouTube video clip titled, 'BBC's Planet Earth' https://www.youtube.com/watch?v=RUUp_P2g8sAc (BBC: Planet Earth)

Talk about some of the natural features that were shown in the clip. Suggest some words that might describe how the images in the video look. (eg beautiful, awesome, big, colourful)

Task: Colour the picture of planet earth. Under the picture, write one word to describe something you saw in the video (beautiful, awesome, big, colourful)



Earth