

# Kindergarten

Home Learning Booklet


Week E

Wednesday

\*Please follow Wednesday learning activities on the grid.

W

W

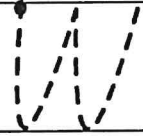
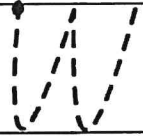
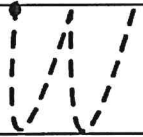
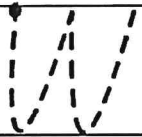
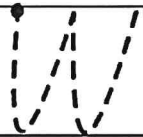


My name is:

W W

W W

W



W W

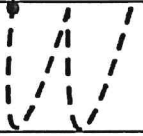
W

W

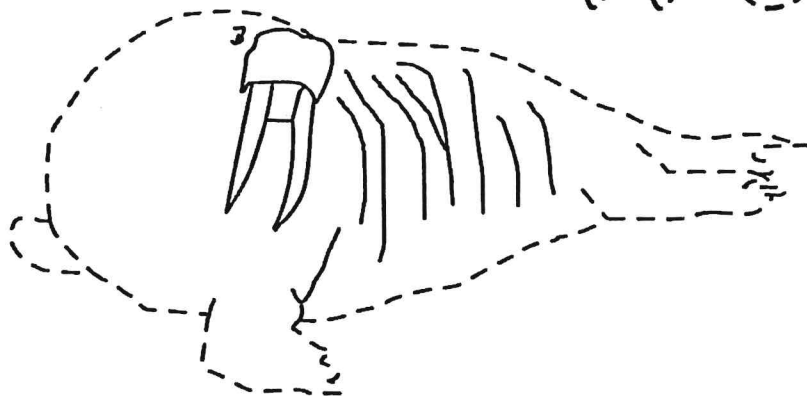
W



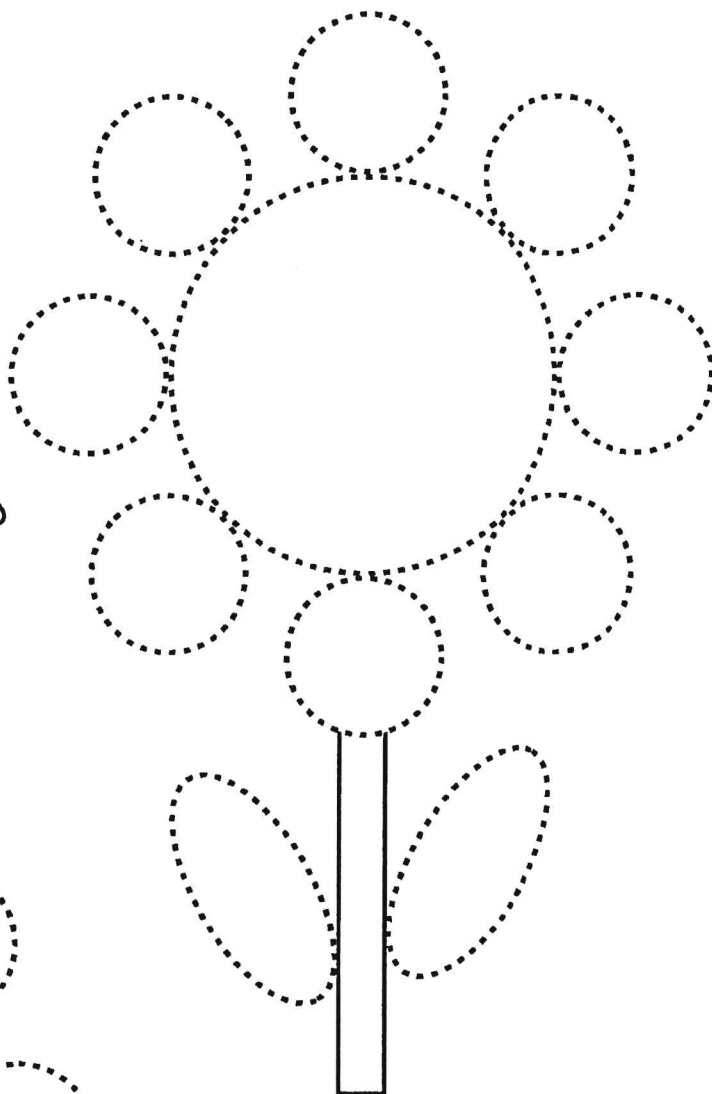

W

W

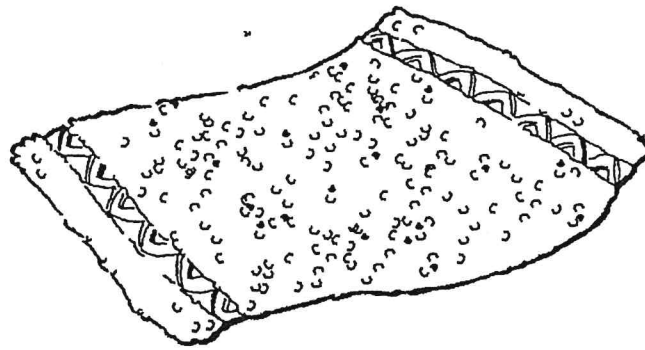


walrus





Trace the sentence and draw a cap.



My cap is on the rug.

Unjumble the letters to make words.

no.....

pac.....

het.....

yM.....

gur.....

si.....

Write the sentence again.

.....

Find and trace the words from the sentence.

Me My cap cat is on  
rat the a rag rug mat

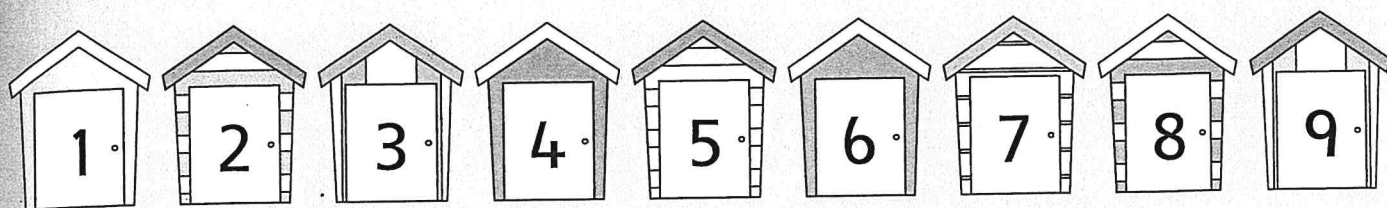
How did the cap get on the rug? Finish the sentence.

The cap.....

# Writing Before and After Numbers One to Nine



OUTCOME  
NES 1.1



Write the **after** and **before** numbers.

*after*

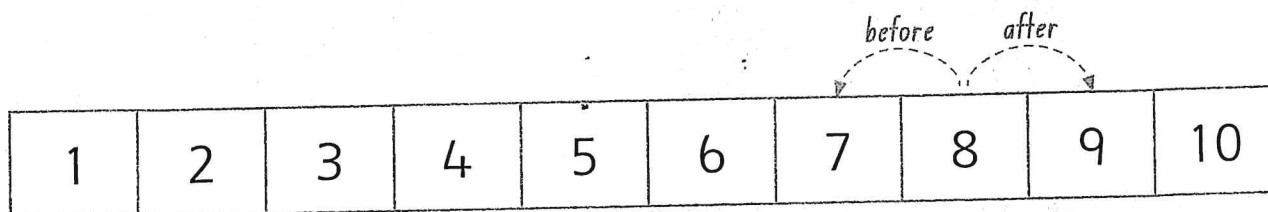

*before*


Have the students trace over the words and then, for each pair,

# Determining Relative Position on a Number Track



OUTCOME  
NES 1.1



Write the missing numbers on these number track pieces.

<i>before</i>			<i>after</i>
	8		

<i>before</i>			<i>after</i>
	3		

<i>before</i>			<i>after</i>
	5		

<i>before</i>			<i>after</i>
	9		

<i>before</i>			<i>after</i>
	7		

<i>before</i>			<i>after</i>
	2		

<i>before</i>			<i>after</i>
	4		

<i>before</i>			<i>after</i>
	6		

## Religion / Wednesday

To assist in further understanding and responding to the concept of creation, facilitate some of the following experiences relating to water. Engage in water play to enable students to explore the awesome phenomena of water, eg making bubbles, waves, boats etc.

Ask 'I wonder...' questions such as:

*I wonder how the sea came to be created?*

*I wonder what it's like to swim in the ocean?*

*I wonder what it would be like if the ocean disappeared?*

Ask students what they like best about the water and the animals that live in the water.

*Have a go at making bubbles at home with water, dish washing liquid and a pipe clear. Draw*