

# Kindergarten

Home Learning Booklet

Week E

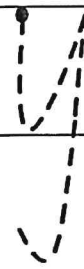
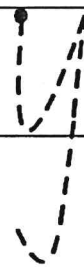
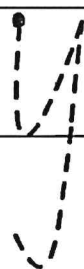
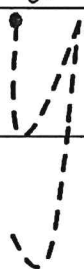

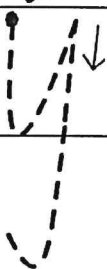
Friday

\*Please follow Friday learning activities  
on the grid.

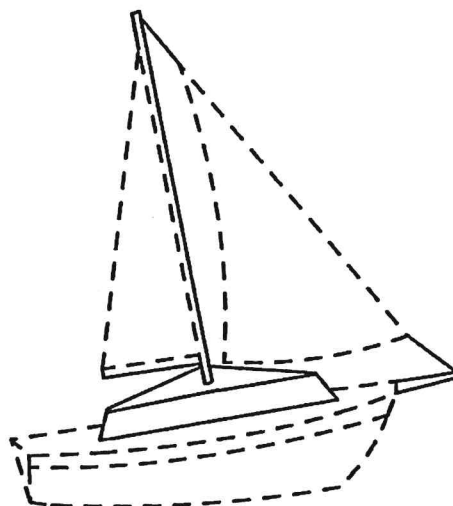
y  
y

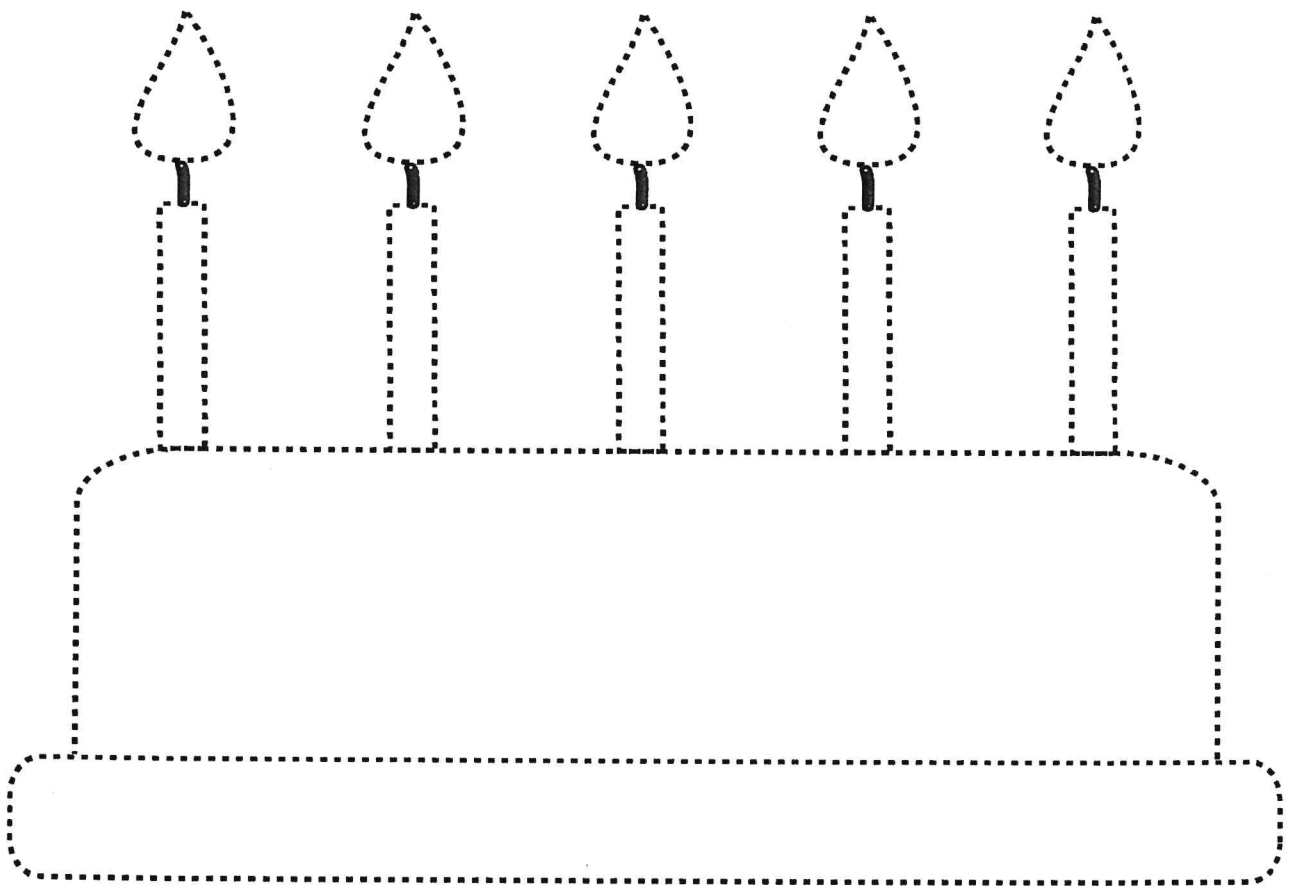


My name is:




yacht





Trace the sentence and draw ten hens.



He fed the ten hens.

Unjumble the letters to make words.

nehs.....

het.....

eH.....

def.....

net.....

Write the sentence again.



Find and trace the words from the sentence.

Her He fit fed fat fun  
it the in ten pens hens








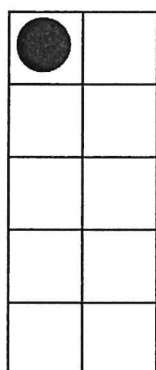













What do the hens eat? Finish the sentence.

The hens eat.....



Count and write the number.







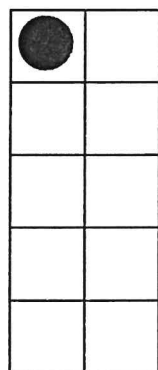









17



Count and write the number.



16



## Religion / Friday

We have been learning about creation. God made all things. He is the Creator.

Who created our world?

What is your favourite thing about God's creation?

Family Fun: Choose an activity that focuses on God's creation. Cook some food, spend some time in the garden, or go for a walk as a family. Remember that it is God's creation you're enjoying together.

God  
Made  
All  
Things



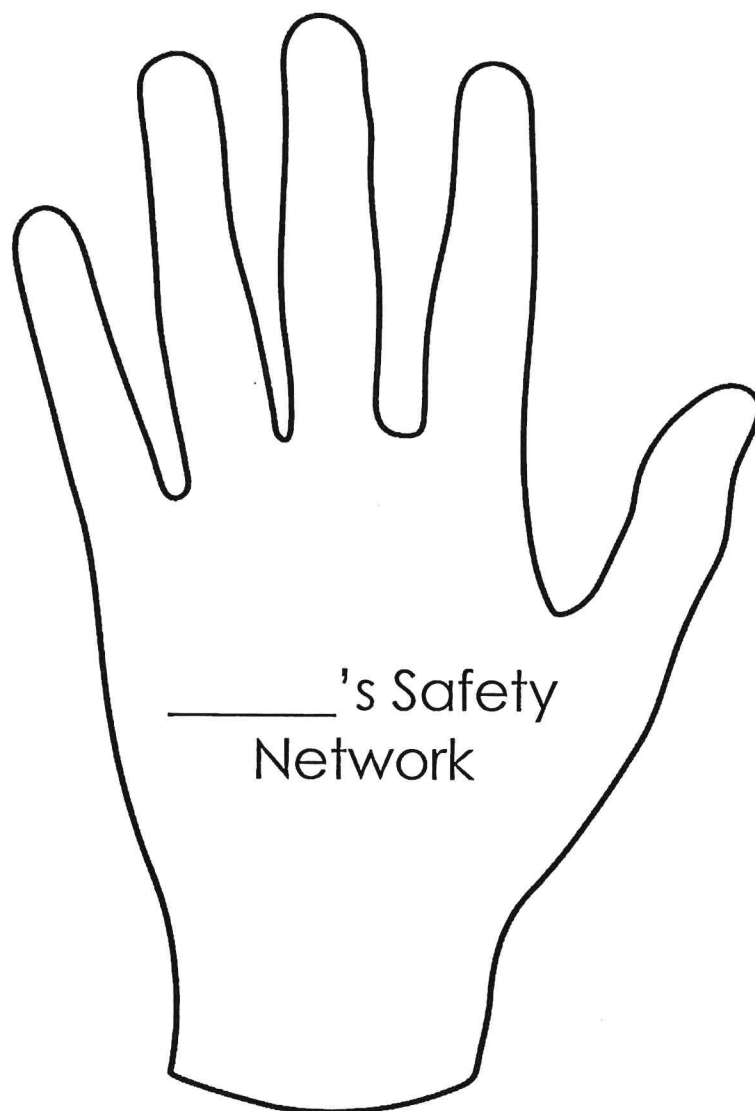
# Kindergarten

Optional Activities



# MY SAFETY NETWORK

A safety network is the people you can trust if you feel unsafe or uncomfortable. Write the names of 5 adults you might include in your safety network on the fingers of this hand.




# Make a Cress Head

## You will need:

- Eggs
- Cotton wool
- Felt tips
- Cress seeds

## The Activity:

Cress seeds are easy and quick to grow on damp cotton wool. In this activity you can make an eggshell into a funny face with cress hair!

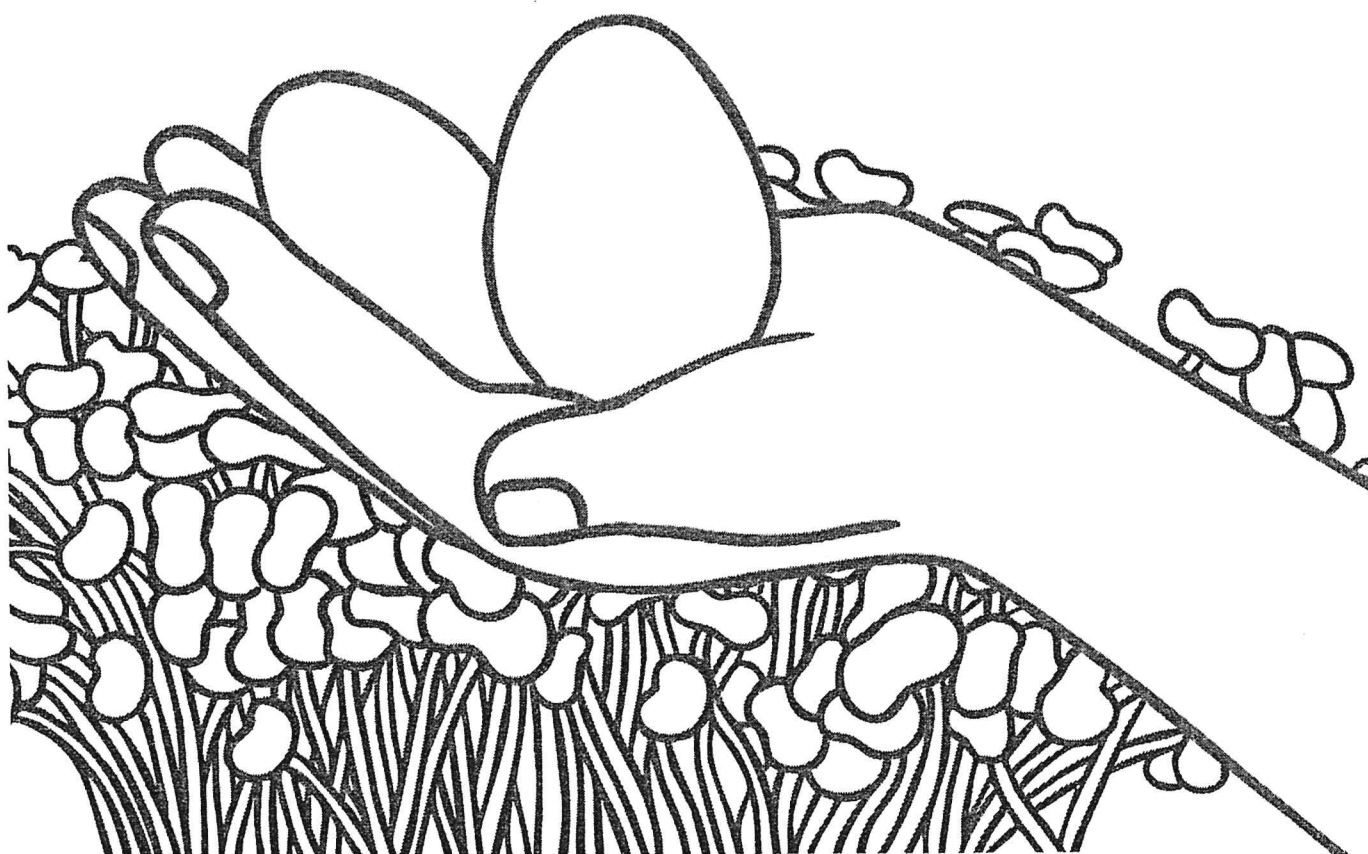


## Instructions:

1. Depending on how you want to use the eggs, you can either hard boil them and eat them for breakfast, or crack the shells and put the raw egg to one side to use later. Either way, try to crack the shell as near to the pointed end as possible. You can throw away the smaller piece of shell.
2. Wash the inside of the eggshell carefully and let it dry.
3. Using felt tips, draw a face on the eggshell. Make it as funny, silly or unusual as you like. You only need to draw the features of the face, not an oval face shape.
4. Fill the eggshell with cotton wool and pour in enough water to make it damp.
5. Sprinkle cress seeds onto the top of the cotton wool.
6. Put your eggshell in a light place but out of direct sunlight. Keep it well watered but not waterlogged.
7. In a few days, your egg should start to grow its cress 'hair'.


## Hints and Tips

- Wash your hands after touching raw egg.
- You can sit your eggshell on an eggcup, or you could make a 'body' for it out of a slice of cardboard tube. You can decorate the tube to look like clothes if you like.
- You may have some cress seeds left over. Put some damp cotton wool into a plastic tray (the ones that contain vegetables at the supermarket are good for this) and sprinkle the rest of the seeds onto it. Once the cress has grown, cut it with scissors and use in a sandwich or a salad.
- If you have leftover raw egg, ask your helper if you can use it to make a cake.




# Spot the difference



Find 5 differences.




There are 5 bees playing in a park. 3 more bees join them. How many bees are playing in the park now?




4 turtles are playing in a pond. 3 more turtles join them. How many turtles are there in all?







# Octopus



rumple  
green balls  
or seaweed  
in head.

Cut around each  
leg — first outside  
line, then inside.  
Legs will uncurl