

Year One


Home Learning
Booklet

Term Two Week Four

Monday and Tuesday

*Only complete this work if you stay home for these two days.

Trace the sentence and draw Kim.



Kim has a pet pig.


Unjumble the letters to make words.

gip.....

sah.....

etp.....

miK.....



Write the sentence again.

.....

Find and trace the words from the sentence.

Kim him to has cat a

set pet six pig fig in

What is the pig's name? Finish the sentence.

The pig's name is

Trace the sentence and draw the cat.

Mum pats the cat.




Unjumble the letters to make words.

tac.....

het.....

sapt.....

uMm.....



Write the sentence again.

.....


Find and trace the words from the sentence.

Mum has is pats van a
the put hen run cat

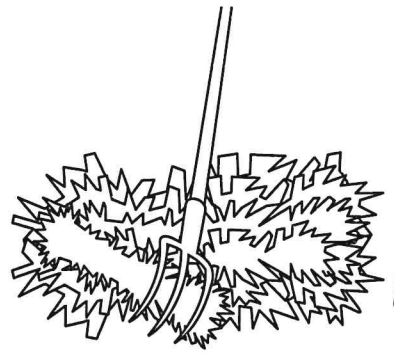
What does the cat like to eat? Finish the sentence.

The cat likes.....

ay

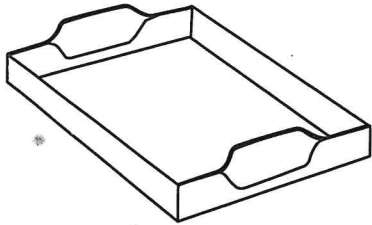


crayons






hay

Trace and write 'ay'





tray

ay



day

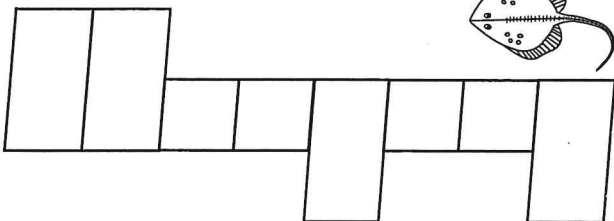
ay



play stingray

say stay

Read the words in the box.
Write the correct word
in the shape below.




Draw six crayons in
different colours.

ai

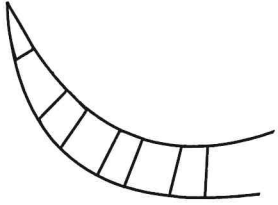


rain





snail

Trace and write 'ai'




tail

ai



mail

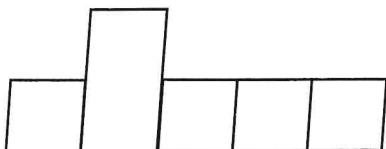

ai





sail train

chain paint

Read the words in the box.
Write the correct word
in the shape below.



Draw the missing tails.



Number Tasks

Complete some of the counting activities each day.
Use the hundreds chart to help you.

Count forwards to 100

Count Backwards from 50

Count by 10's to 100


Count backwards from 100 by 10's

Count by 5's to 100

Count by 2's to 20 or as far as you can go

Name: _____

100 Chart



1	2	3	4	5	6	7	8	9	10
11	12	13	14	15	16	17	18	19	20
21	22	23	24	25	26	27	28	29	30
31	32	33	34	35	36	37	38	39	40
41	42	43	44	45	46	47	48	49	50
51	52	53	54	55	56	57	58	59	60
61	62	63	64	65	66	67	68	69	70
71	72	73	74	75	76	77	78	79	80
81	82	83	84	85	86	87	88	89	90
91	92	93	94	95	96	97	98	99	100

Name: _____

Adding 3
Adding 3

1) $5 + 3 =$

11) $4 + 3 =$

2) $4 + 3 =$

12) $7 + 3 =$

3) $2 + 3 =$

13) $6 + 3 =$

4) $3 + 3 =$

14) $5 + 3 =$

5) $4 + 3 =$

15) $1 + 3 =$

6) $9 + 3 =$

16) $3 + 3 =$

7) $6 + 3 =$

17) $7 + 3 =$

8) $8 + 3 =$

18) $7 + 3 =$

9) $3 + 3 =$

19) $8 + 3 =$

10) $5 + 3 =$

20) $7 + 3 =$

Answers, fold under: Mark your work when you have finished.

1) **8**

6) **12**

11) **7**

16) **6**

2) **7**

7) **9**

12) **10**

17) **10**

3) **5**

8) **11**

13) **9**

18) **10**

4) **6**

9) **6**

14) **8**

19) **11**

5) **7**

10) **8**

15) **4**

20) **10**

Name: _____

1) $4 + 5 =$

11) $8 + 5 =$

2) $8 + 5 =$

12) $6 + 5 =$

3) $3 + 5 =$

13) $6 + 5 =$

4) $5 + 5 =$

14) $7 + 5 =$

5) $5 + 5 =$

15) $3 + 5 =$

6) $3 + 5 =$

16) $8 + 5 =$

7) $3 + 5 =$

17) $5 + 5 =$

8) $4 + 5 =$

18) $6 + 5 =$

9) $9 + 5 =$

19) $1 + 5 =$

10) $3 + 5 =$

20) $7 + 5 =$

Answers, fold under: Mark your work when you have finished.

1) **9**

6) **8**

11) **13**

16) **13**

2) **13**

7) **8**

12) **11**

17) **10**

3) **8**

8) **9**

13) **11**

18) **11**

4) **10**

9) **14**

14) **12**

19) **6**

5) **10**

10) **8**

15) **8**

20) **12**