

Year One

Home Learning  
Booklet

Term Two Week Four

wednesday,  
Thursday, Friday

First

Then

Next

Finally

## Punctuation

1. Read the sentence. Look for missing capitals and full stops. Look for any spelling mistakes and circle them.
2. Copy the sentence but make sure you include a capital letter, full stop, and you spell the word correctly.
3. Look at the example below, then complete the following sentences.

he had fuun running in the sun

\*

ben andd bob fed the ducks

\*

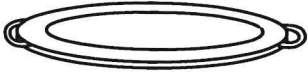
i helped mi mum mop the floor

\*

Name: \_\_\_\_\_

Date: \_\_\_\_\_

ay



tray

day \_\_\_\_\_

day \_\_\_\_\_

say \_\_\_\_\_

say \_\_\_\_\_

may \_\_\_\_\_

may \_\_\_\_\_

way \_\_\_\_\_

way \_\_\_\_\_

play \_\_\_\_\_

play \_\_\_\_\_

s \_ \_



m \_ \_



w \_ \_




d \_ \_



h \_ \_



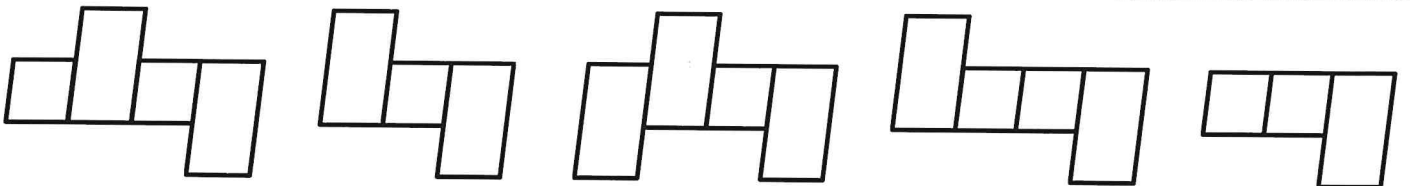
pl \_ \_



cl \_ \_



tr \_ \_

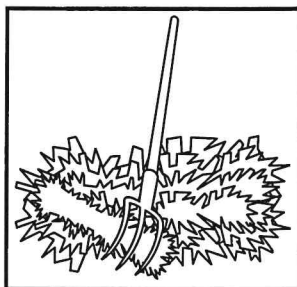



May I play today?




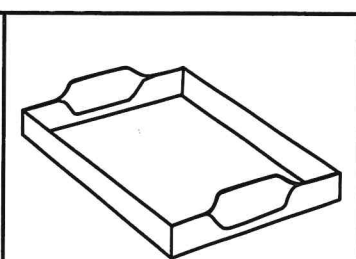


ay for hay and ai for snail both make the same long a sound.  
Read, then write each word below in the correct box.

say mail paint may  
train spray sail play tail stay

	<p>ay</p>	
	<p>ai</p>	

Who am I? Read each sentence. Write the correct answer using the words in the boxes.

 <p>sailor</p>	 <p>crayons</p>	 <p>mail</p>	 <p>tray</p>
--	--	--	---

1. You can carry things on it. \_\_\_\_\_
2. You can read it. \_\_\_\_\_
3. You can draw with them. \_\_\_\_\_
4. You can find me on a ship. \_\_\_\_\_

Good Choices

Bad Choices

--	--

--	--

1. Moses led the people into the desert.

2. The people complained.

3. God still loved them and gave them food.

4. Moses went to talk to God.

5. God told Moses ten rules.

6. These rules help people to do the right thing.

## Number Tasks

Complete some of the counting activities each day.  
Use the hundreds chart to help you.

Count forwards to 100

Count Backwards from 50

Count by 10's to 100

Count backwards from 100 by 10's


Count by 5's to 100

Count by 2's to 20 or as far as you can go



Name: \_\_\_\_\_

# 100 Chart



1	2	3	4	5	6	7	8	9	10
11	12	13	14	15	16	17	18	19	20
21	22	23	24	25	26	27	28	29	30
31	32	33	34	35	36	37	38	39	40
41	42	43	44	45	46	47	48	49	50
51	52	53	54	55	56	57	58	59	60
61	62	63	64	65	66	67	68	69	70
71	72	73	74	75	76	77	78	79	80
81	82	83	84	85	86	87	88	89	90
91	92	93	94	95	96	97	98	99	100

Ordering Numbers - Least to Greatest

12, 15, 3, 1, 8

21, 29, 24, 20, 26

49, 40, 42, 44, 47

68, 63, 60, 67, 61

Ordering Numbers — Greatest to Least

4, 2, 8, 10, 9

60, 90, 20, 50, 40

51, 18, 55, 52, 59

26, 29, 21, 20, 28

Name: \_\_\_\_\_

Ordering Numbers: 2-Digit

## Ordering Numbers

Rewrite each list of numbers in order, from least to greatest.

a. 

15	21	12	18
----	----	----	----

 \_\_\_\_\_, \_\_\_\_\_, \_\_\_\_\_, \_\_\_\_\_

b. 

56	71	47	50
----	----	----	----

 \_\_\_\_\_, \_\_\_\_\_, \_\_\_\_\_, \_\_\_\_\_

c. 

36	6	37	31
----	---	----	----

 \_\_\_\_\_, \_\_\_\_\_, \_\_\_\_\_, \_\_\_\_\_

d. 

88	81	98	18
----	----	----	----

 \_\_\_\_\_, \_\_\_\_\_, \_\_\_\_\_, \_\_\_\_\_

e. 

39	48	45	41
----	----	----	----

 \_\_\_\_\_, \_\_\_\_\_, \_\_\_\_\_, \_\_\_\_\_

f. 

44	22	42	24
----	----	----	----

 \_\_\_\_\_, \_\_\_\_\_, \_\_\_\_\_, \_\_\_\_\_

❖ In the box below, write four numbers. Have a friend rewrite them in order from least to greatest.

--

 \_\_\_\_\_, \_\_\_\_\_, \_\_\_\_\_, \_\_\_\_\_