Hi again!

We have been home learning for a few weeks now. How have you been going?

Please email me if you have any questions about the work that has been set for you in this booklet.

Remember that you only need to spend 15 minutes on one activity a day from this booklet. Do this along with the workbook that your class teacher has given you.

And whatever you do... keep reading every day!

From Ms Sturzenegger



Year 2: My Checklist

Do 15 minutes each day on at least one activity in this booklet.

Tick once completed! ✓

LITERACY:

Practice reading all sight words (2 pages) out aloud.	
Read the story aloud to someone in your home (even the dog!)	
Write a paragraph about what you read. Remember to refer to your writing checklist by including punctuation, spaces and capital letters.	
With a coloured pencil, colour all CAPTIAL letters in what you just wrote.	
With a different coloured pencil, circle all punctuation (" or ! or . or ?).	
Mark your writing checklist. How did you go?	

NUMERACY:

Count forwards to 100 (you can use the hundreds chart if you need)	
Practice skip counting by 2's, 5's, and 10's to 100	
Count backwards from 100 by 10's	
Join the numbers together in the dot to dot to reveal a picture (see worksheet)	
Complete the addition questions (doubles) on worksheet attached.	

If you don't have a paper copy of this, create your own number dot to dot for a person in your family to complete. What picture did it make?

Year 1 Sight words

mother	off	ran	she	then	up
well	you	and	be	can	did
for	got	here	in	like	mum
a	as	book	cat	dog	get
has	his	is	look	no	over
saw	that	to	was	will	all
at	boy	come	doll	girl	have
home	it	man	not	play	school
the	took	way	with	am	away
but	dad	down	go	he	I

jump	me	of	put	see	them
under	we	yes	an	baby	by
day	father	good	her	if	just
on	run	so	they	us	went
are	big	car	do	from	had
him	into	little	my	one	said
some	this	walk	when		

Chapter 1

Brad in Trouble – Again!

Brad always seemed to be in trouble.

Miss Hopkins, his teacher, was always saying things like: "Stop talking, Brad!"
"Stop fidgeting, Brad!"
"Get on with your work please, Brad!"

One day, Miss Hopkins asked the children to say what they liked best about school.

Some said it was reading stories. Some said it was writing stories. Some said it was doing maths. Some said it was drawing pictures.

"What about you, Brad?" said Miss Hopkins. "What do you like best about school?"

Brad thought for a moment. "Eating my lunch," he replied.

The other children laughed, but Miss Hopkins looked cross.

'Magic Glasses Day'

L. 19/20/21

When the children went out to play, Miss Hopkins asked Brad to wait behind. "There must be other things you like about school," she said. "What about reading?"

Brad shook his head.

"Why don't you like reading?" said Miss Hopkins.

"I like it when *you* read stories to *us*," said Brad. "But when I look at a book, the words go all funny."

"What about maths?" said Miss Hopkins.

"Same thing," said Brad. "The numbers sort of shake like jelly and I can't see them."

"What about writing stories?" said Miss Hopkins.

"I like *telling* stories," said Brad. "But when I try to write them down, the words go all fuzzy."

Chapter 2

Brad's Big Secret

Brad's teacher asked his mum and dad to come and see her. "Has Brad ever had his eyesight tested?" she asked.

"Oh yes," said Brad's mum. "He has his eyes tested every year to make sure his glasses are right for him."

Miss Hopkins looked surprised. "Brad has glasses?" she asked.

"Oh yes," said Brad's father.

"That's funny," said Miss Hopkins. "He never wears them at school."



Miss Hopkins opened Brad's desk. Sure enough, way at the back, tucked under all his books and papers, she found a glasses case.

"It looks like he's been trying to hide them," said Miss Hopkins.

"Perhaps he doesn't like wearing glasses in front of the other children?" said Brad's mum.

"He doesn't like being different," said his dad.

"What should we do?" asked Brad's mum.

Miss Hopkins smiled. "Leave it to me," she said.

Chapter 3

Magic Glasses Day

The next Friday, Brad was away from school with a bad cold.

That day, Miss Hopkins read the children a story about magic glasses, and then she helped them all make their own magic glasses.

They cut them out of cardboard, painted them with bright colours, and stuck glitter all over them. Even Miss Hopkins made a pair for herself.

When they had finished, she told the children that next Monday was Magic Glasses Day and everyone had to wear their magic glasses at school all day. The children laughed and thought this was a wonderful idea.

"Good morning, class," said Miss Hopkins on Monday. "I'm glad you all remembered that today is Magic Glasses Day."

Brad looked around the classroom and sure enough, everyone was wearing a pair of amazing glasses. Everyone except him. He didn't like feeling different.

"Please, Miss Hopkins," he said. "I don't have any magic glasses."

Miss Hopkins smiled. "Have a look in your desk," she said.

Brad opened his desk. He couldn't see any magic glasses.

"They're in your magic glasses case," whispered Miss Hopkins.

Brad opened the case. There were his old glasses, but someone had stuck some cardboard to the frame and then painted it and put glitter all over it. He put them on and looked around at the other children.

"Wow, Brad!" the other children said. "You look really cool!"



Chapter 4

A Big Surprise for Brad

Something strange happened to Brad in reading time – for once, the words didn't go funny!

When they did maths, he waited for the numbers to turn into jelly – but they didn't!

When he wrote his story, the words didn't go fuzzy. It was the best story he had ever written.

At the end of the day, Miss Hopkins took a photo of everyone wearing their magic glasses. The children all said how much they had enjoyed their Magic Glasses Day, especially Brad.



"My glasses really are magic!" said Brad. "I can see things properly."

His teacher smiled. "I think you should wear your magic glasses every day," she said.

"I will," said Brad. "Thanks, Miss Hopkins."

And he ran off to catch up with his friends. They all walked home together wearing their magic glasses.

THOMSON
NELSON

Flying Colours is published by Thomson Learning Australia and distributed as follows:

AUSTRALIA
Level 7, 80 Dorcas Street
South Melbourne 3205
Victoria

NEW ZEALAND
Unit 4B, Rosedale Office Park
331 Rosedale Road
Albany 1311

CANADA
1120 Birchmount Road
Toronto, ON M1K 5G4

First published in 2004
10 9 8 7 6 5
08 07

Text © 2004 Alan Trussell-Cullen
Illustrations © 2004 Nelson Australia Pty Ltd

Copyright
Apart from fair dealing for the purposes of study, research, criticism or review, or as permitted under Part VB of the Copyright Act, no part of this book may be reproduced by any process without permission. Copyright owners may take legal action against a person who infringes their copyright through unauthorised copying. Enquiries should be directed to the publisher.

Magic Glasses Day
ISBN-10 0 17 012019 8
ISBN-13 978 0 17 012019 7
ISBN-10 0 17012 017 1 (set)
ISBN-13 978 0 17012 017 3

Story by Alan Trussell-Cullen
Illustrations by Rae Dale
Edited by Cameron Macintosh
Designed by Heather McDonald
Printed in China by 1010 Printing International Ltd

This title is published under the imprint of Thomson Nelson.
Nelson Australia Pty Ltd ACN 058 280 149 (incorporated in Victoria) trading as Thomson Learning Australia.

Email nelson@thomsonlearning.com.au
Website www.thomsonlearning.com.au

Name: _____

Drawing:

My Writing Checklist

I remembered a capital letter at the beginning of every sentence and for all proper nouns.	Yes	No
I used punctuation at the end of all my sentences (? or . or !).	Yes	No
I have finger spaces between every word.	Yes	No
My sentences make sense to me.	Yes	No
Colour your capital letters	Yes	No
Circle your punctuation (?,!,.)	Yes	No

Numbers 1-100

1	2	3	4	5	6	7	8	9	10
11	12	13	14	15	16	17	18	19	20
21	22	23	24	25	26	27	28	29	30
31	32	33	34	35	36	37	38	39	40
41	42	43	44	45	46	47	48	49	50
51	52	53	54	55	56	57	58	59	60
61	62	63	64	65	66	67	68	69	70
71	72	73	74	75	76	77	78	79	80
81	82	83	84	85	86	87	88	89	90
91	92	93	94	95	96	97	98	99	100

Copyright © 2016 www.worksheetfun.com All rights reserved


1
2
3
4
5
6
7
8
9
10
11
12
13
14
15
16
17
18
19
20

Doubles

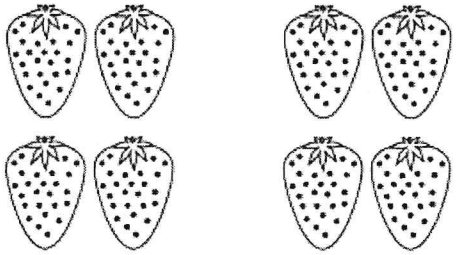

4 + 4 = ☐



3 + 3 = ☐

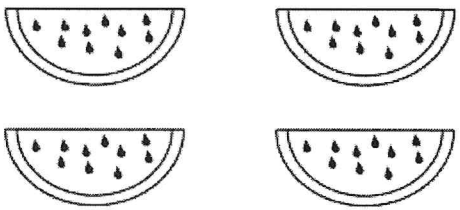

2 + 2 = ☐

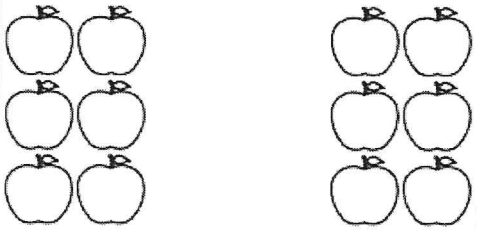

6 + 6 = ☐



1 + 1 = ☐

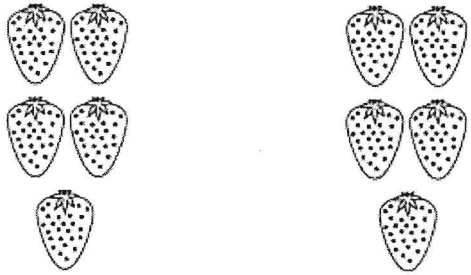

5 + 5 = ☐

Doubles

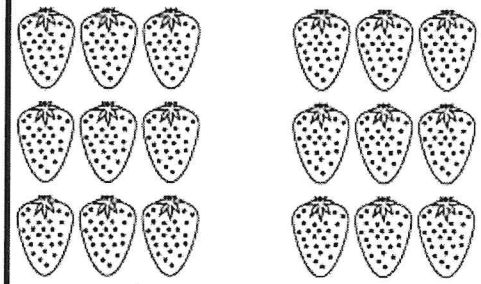

9 + 9 = ☐



7 + 7 = ☐



8 + 8 = ☐

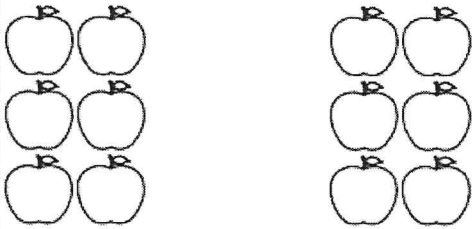

6 + 6 = ☐

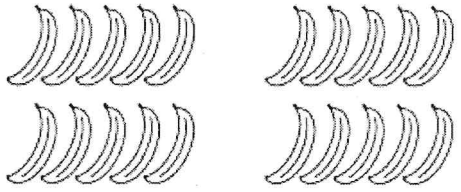

10 + 10 = ☐

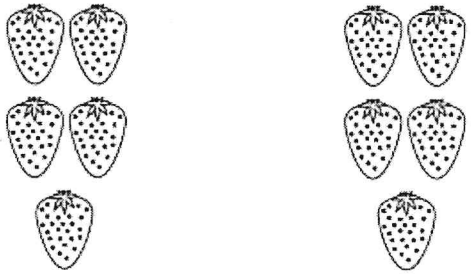

5 + 5 = ☐

Multiplication as Repeated Addition

How many legs?



2+2+2+2+2=

5x2=



4+4+4=

3x4=



2+2+2+2=

4x2=



4+4=

2x4=

Add and Multiply

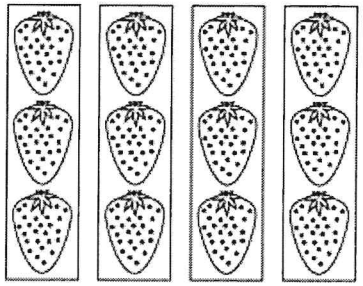

3+3+3+3=

4x3=



5+5+5=

3x5=



2+2+2+2+2=

5x2=

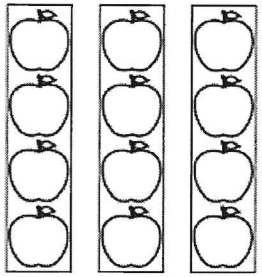

4+4+4=

3x4=