

What is research?

Task: Watch this video by
Steely Library NKU
<https://www.youtube.com/watch?v=LWLYCYeCFak>



What would you like to research (find out about)?:

- Loss of Koala Habitat?
- Effects on the Environment?
- Can Koalas be reintroduced?

This video is licensed under a Creative Commons Attribution-NonCommercial 4.0 International License



WELCOME TO THE ZOO CHALLENGE!

Your challenge today is to make as many animals as you can that you would find at the zoo or aquarium.

The one rule is that it has to be using toilet paper rolls.
Get ready to get crafty!

360° VIDEOS



WWW.AIRPANO.COM/360VIDEO_LIST.PHP

- Pick a 360 video to watch.
- Imagine that you are in one of these videos.
- Write a diary entry / a letter to a friend/family member / a recount about your adventure!

WHAT DO KIDS FROM OVERSEAS

THINK OF AUSSIE FOOD?



























www.youtube.com/watch?v=-uGrtxOXL1I

1. What is your favourite thing to eat at breakfast, lunch and dinner?
2. If you had International friends try your favourites how would you think they would describe them?
3. What is one food you would like to try that you haven't eaten before?



BACKYARD BINGO

Look around your front and back yard to see which of these animals you have around! Put an X over the box of each animal you can see. Use the middle box to write down an animal that you have seen that isn't already show!

				
BEES	KOOKABURRA	PLOVER	RAINBOW LORIKEET	POSSUM
				
FROG	FRUIT BAT	FLIES	CICADA	COCKATOO
		WRITE SOMETHING YOU SAW THAT ISN'T ON THE PAGE!		
DRAGONFLY	COMMON MYNA BIRD (BROWN)		BUTTERFLY	BETLES
				
MOTH	ANT	DUCK	SLATER	CATERPILLER
				
WORM	NOISY MYNA BIRD (GREY)	RAVEN	LIZARD	MAGPIE



Build a Blanket Fort!

**CAMPING TRIP CANCELLED?
GO CAMPING IN THE LOUNGE ROOM.**

- Design and build the perfect blanket fort
- Put toilet paper logs on the tissue paper fire
- sit back and relax
- make sure it's all tidied up by dinner!

Book Review

Title -

Author -

Main Characters -

Why did you choose the book?

If you could change one thing about the book, what would it be?

Which character would you like to be friends with?

Draw/take a photo of the book cover

Overall rating of the book

(colour the stars)



*Hand this to your school Children's University School Co-ordinator to get your passport stamped for 30 minutes.
Share your experience with the CUA community! Ask an adult to post to our Facebook page to show and tell us what you've done!*

The background image shows the interior of the British Museum. At the top, a large, rectangular skylight with a black metal grid allows natural light into the space. Below the skylight, the walls are lined with ornate, dark-colored displays containing various fossils and specimens. In the foreground, long wooden tables hold large, detailed fossil skeletons, including what appears to be a dinosaur. People are visible in the background, looking at the exhibits.

THE BRITISH MUSEUM

Get close to the British
Museum's collection and
immerse yourself in two million
years of history.

WWW.BRITISHMUSEUM.ORG/COLLECTION



CHROME MUSIC LAB

Google search Chrome Music Lab
<https://musiclab.chromeexperiments.com/Experiments>
for fun and hands-on
experiments to learn music! Share
your new
creations with your family!

Research Task

Today, we would like our Children's University members reflect on their time in the program.

1. During your time in CU Newcastle, what have you done?
2. What have you learnt?
3. Research another Children's University from around the World
 - a) What country/ City?
 - b) Can you find any similarities with CU Newcastle?
 - c) Can you find any differences with CU Newcastle?

Today I am a Draftsman

Can you draw what your house looks like from above (birds eyes view) without the roof?

1. Write down how many bedrooms, bathrooms, lounge rooms, dining's rooms, kitchen and other areas you have in your house so you don't forget anywhere.



2. Using an A4 piece of paper draw a birds eye view of all of the rooms inside your house

3. Measuring is necessary when drawing a house plan. Today we will be using your feet! Using one foot in front of the other measure how many feet it takes from one side of the room to the other. Don't forget to include from the front to the back of your house and both sides of the house. You will need paper and pencil to write this down so you don't forget.

4. The next step may be a little tricky. You will need a ruler. Using the scale 2 feet = 1 centimetre can you redraw your house plan as a birds eye view using this formula!

DIY FUNNY FACE FLIPBOOK

You will need:

- One piece of thick cardboard (A4) – for backing
- White A4 paper or cardboard
- Yarn / Twine / String – to hold the book together
- Hole punch
- Markers
- Scissors

How to:

- Cut each piece of white cardboard into thirds.
- Punch a hole into each one of the pieces of white cardboard.
- Lay all pieces of paper on top of each other and on top of the thick cardboard (used for backing).
- Use yarn/twine/string to tie and hold book together
- Now the fun part begins. Use your markers to
- draw facial features on your white cardboard pieces. In the top sections draw eyes, in the middle sections draw noses and in the bottom sections draw mouths.
- You can get extra creative by adding details like eyelashes, eyebrows, teeth, tongue, etc.
- When you are all finished drawing out all of your different facial features flip through your DIY funny face flip book to combine different features together to make silly faces.

GOOGLE EARTH

Visit Google Earth on Google Chrome

<https://www.google.com/earth/> or

download the Google Earth App to orbit the world in 3D and let Google Earth take you on a journey!

Question 1:

What country/countries would you like to visit? Why?

How far is this country from your home?

Design a postcard and write to your parent / carer / friend from where you are visiting. Don't forget to tell them what you are enjoying, what food you have been tasting, what the scenery looks like, etc.

Question 2:

Click the dice icon (I'm feeling lucky) on the left hand side of the page. Where did this take you?

Zoom in and explore this place.

Would you like to go here? Why/why not?

How far is it from your home?



STREET ART OR GRAFFITI?

WATCH

www.acmi.net.au/education/online-learning/15-second-place/street-art/

- What is your opinion on Street Art and Graffiti?
- Where in your town would be a great site for some street art? (name a specific St)
- Research one famous street artist, what do you like about their art?

Explore the Great Wall



Visit

www.thechinaguide.com/destination/great-wall-of-china

and learn all about the Great Wall of China

- How long is the Great Wall of China?
- When was it built?
- If you could visit the wall in person, what time of year would you go and why?

Hong Kong Ballet @ Home

With many people working from home and children currently not in school, Hong Kong Ballet (HKB) announced that it will be launching HKBALLET@HOME, an exciting free online channel featuring interactive ballet content, on Facebook.

A variety of entertaining shows will be posted every Monday, Wednesday and Friday at 3pm in the coming weeks.

On Mondays, get ready for Ballet Goes Viral with inspiring talk shows series "Ballet Blahblahblah", hosted by Artistic Director Septime Webre with Company dancers and guest speakers, "Ballerina Chef", a fun new cooking series with HKB dancers showcasing their hidden talent by sharing their secret recipes, and "Ballet 101" with professional ballet dancers uncovering some common ballet myths.

On Wednesdays, check out Barre Classes Online taught by Company members that children and adults can take at home using only a chair! HKB dancers will teach some classical ballet choreography from pre-beginner to advanced levels.

On Flashback Fridays, relax and get inspired by highlights from our dynamic video archive featuring our vibrant HKB dance artists throughout the years.



[@hongkongballet](https://www.facebook.com/hongkongballet)

MAKE IT!



HOUSE FLAG

The oldest flag in the world is a bronze flag found in Shahdad, Iran. The flag is around 5000 years old! The flag has a picture of two people facing each other, with plants and animals in the background.

Use some items found around your house or garden to make a 3D flag that represents where you live!



Larissa has used some flowers and leaves found in her garden, some gardening gloves and a tennis ball, some cutlery from the kitchen, a dog water bowl to make her flag.



MAKE SOME MUSIC WITH INCREDIBOX

**A fun and interactive music experience that
lets you create your own music with the help
of beatboxers.**

www.incredibox.com/

**Featuring local bands The Kolas, Dog M,
and more!**

Jellyfish

Task:

Research Jellyfish:

<https://www.natgeokids.com/au/discover/animals/sea-life/jellyfish-facts/>

1. What colours can Jellyfish be?
2. What does bioluminescent mean?
3. Do Jellyfish have bones?
4. Where is the Jellyfish's mouth found?
5. Imagine you are a Jellyfish. Where would you live? What colour would you want to be? What would you eat?
6. What ocean creatures would you stay away from?

Why not have a go at creating your own jellyfish using paper plates and some steamers

LEARN A *Language*

- Google search Duolingo
<https://www.duolingo.com/learn>
or download the free Duolingo App to
learn a new language!
- What language have you always
wanted to learn?
- Challenge your family to do the
same!
- When you are all feeling confident,
try to challenge each other with the
new language that you have learnt
together over the dinnertable!

