


MATHS TASKS



Popstick 3D Object Challenge Cards



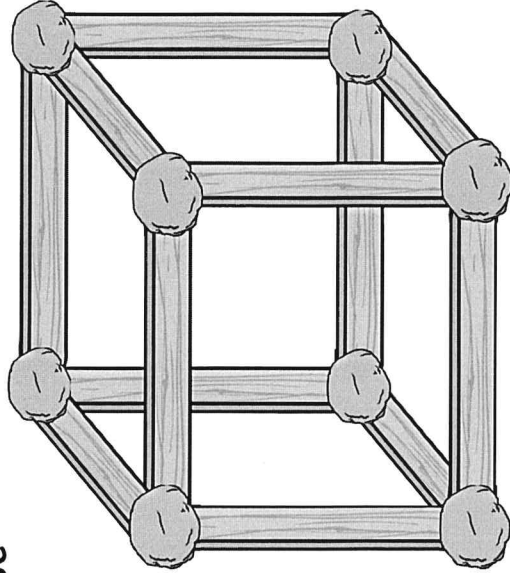
Popstick 3D Object Challenge Cards

Use popsticks, toothpicks or matchsticks to make these 3D objects. If you have some playdough or sticky tack, you can use it to stick your corners together. How many faces, edges and vertices can you see on each object?

twinkl.com

Popstick 3D Object Challenge Cards

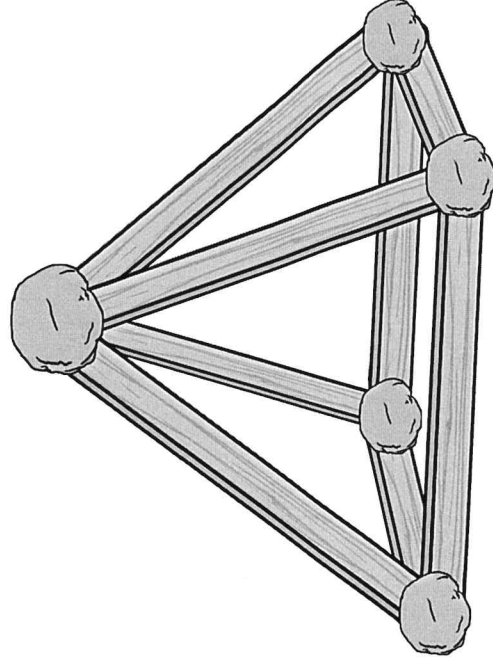
cube



____ faces
____ edges
____ vertices

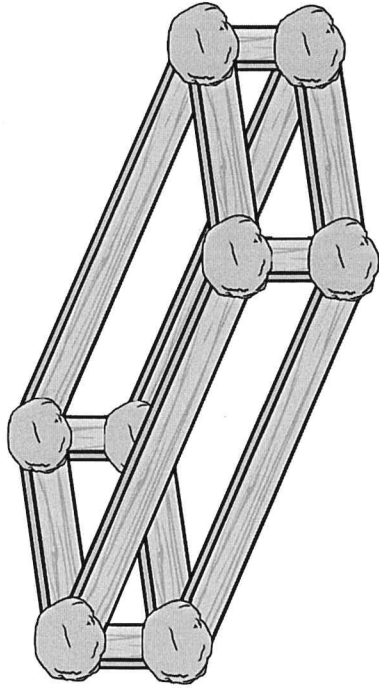
Popstick 3D Object Challenge Cards

square-based pyramid



Monday and Tuesday
____ faces
____ edges
____ vertices

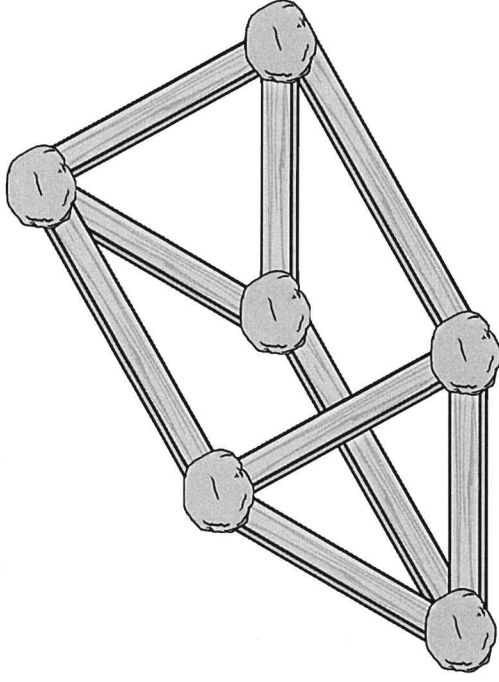
cuboid



____ faces
____ edges
____ vertices

twinkl.com

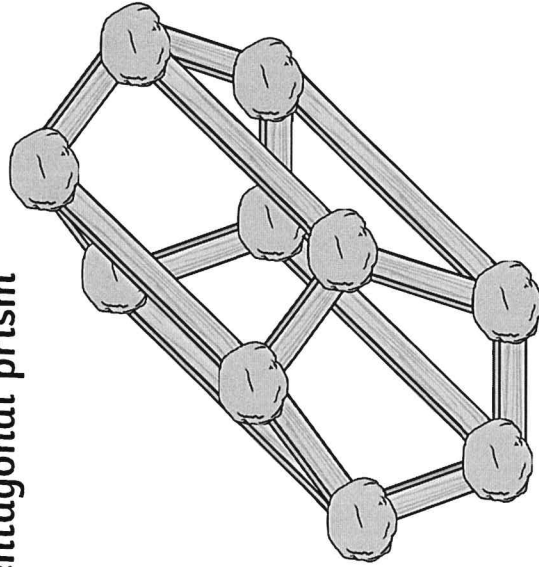
triangular prism



____ faces
____ edges
____ vertices

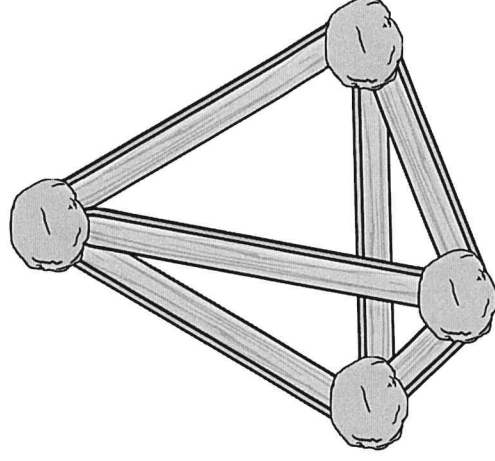
twinkl.com

pentagonal prism



____ faces
____ edges
____ vertices

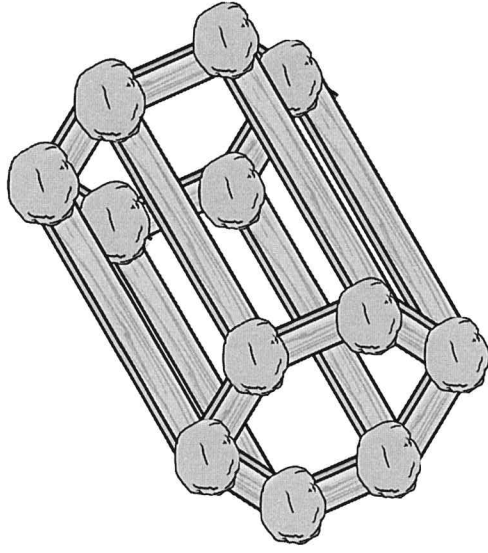
tetrahedron



____ faces
____ edges
____ vertices

twinkl.com

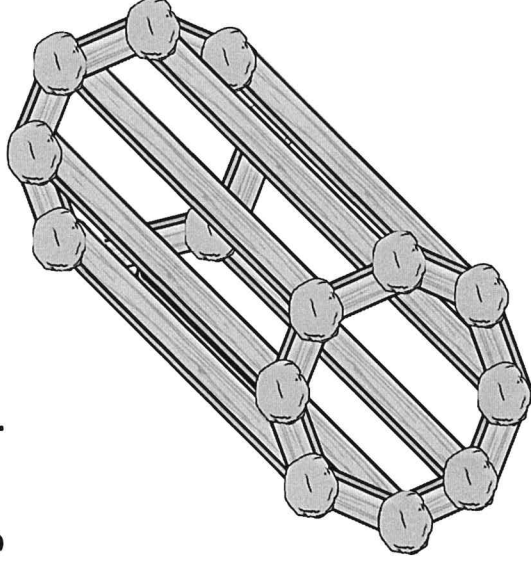
hexagonal prism



____ faces
____ edges
____ vertices

twinkl.com

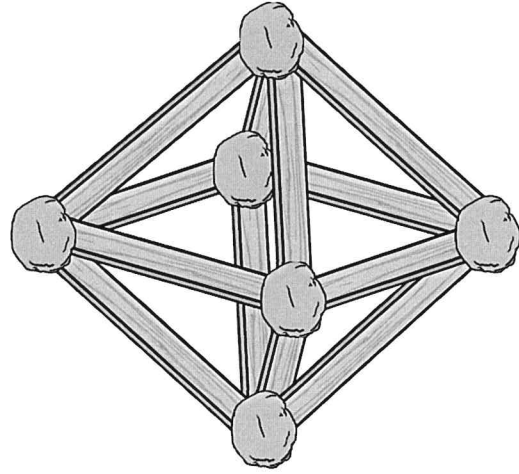
octagonal prism



____ faces
____ edges
____ vertices

twinkl.com

octahedron



____ faces
____ edges
____ vertices

Draw the 3D Shape and Net

Read the clues. Write the name of the 3D shape that is described. Draw the 3D shape in the box on the left and the net for this 3D shape in the box on the right.

1. I have a curved surface. I have two circular flat faces. I have two edges.

Answer _____

--	--

2. I have 6 square faces. I have 12 edges. I have 8 vertices.

Answer _____

--	--

3. I have one flat face and one curved surface. My flat face is circular. My curved surface makes a sharp point.

Answer _____

--	--

4. I have 6 flat rectangular faces. I have 12 edges. I have 8 vertices.

Answer _____

--	--

5. I have 4 flat triangular faces. I have 6 edges. I have 4 vertices.

Answer _____

--	--

6. I have a square flat face. I have 4 triangular flat faces. I have 8 edges.

Answer _____

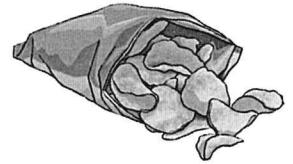
--	--

Thursday

Party Budget Planning



Each person going to the party will need all of the items in the box. Work out the cost of each item then multiply it by the number of children in your class to find out how much you will need to spend.



2 sandwiches	1 bag of chips	2 pies	1 plate
4 drinks	2 cakes	2 sausage rolls	1 cup

Number of children in the class: _____

Food and Drink	Cost	Per Person	Total Quantity	Total Cost
A loaf of bread = 12 slices per loaf	\$1	2 slices		
1 bottle of orange juice = 10 cups	\$1.20	4 cups		
1 pack of cheese = 10 slices	\$1.20	2 slices		
1 pack of ham = 10 slices	\$1.60	6 slices		
1 pack of chips = 6 bags	85c	1 bag		
1 box = 12 cakes	\$1.15	2 cakes		
1 pack = 12 pies	\$1	2 pies		
1 pack = 20 sausage rolls	\$2	2 sausage rolls		
1 pack = 25 plates	80c	1 plate		
1 pack = 16 plastic cups	\$1.50	1 cup		

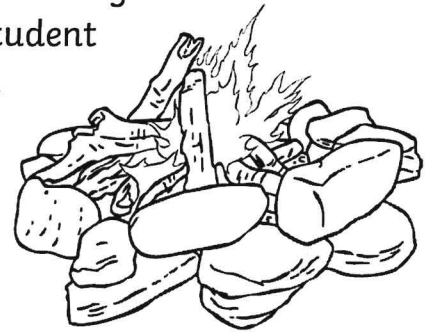
Class Camp Budget Plan

Aim: I can create a simple budget. (ACMNA106)

This year, the Year 5 class have been given the chance to choose where they would like to go on camp!

There are two location options. Each option includes a variety of activities and food choices at different costs. Each student will need one food package for each of their meals and four different activities.

There is a budget limit of \$70 per student for the entire camp. You do not have to spend all of the budget, as long as you meet the camp requirements.



Option # 1 = Camp Twinkl Lake

Activities		Food Packages	
Activity	Cost	Package for 2 days	Cost
accommodation = tent	1 night = \$10 per person	Breakfast #1 (toast, cereal, fruit, juice)	\$5 per person
canoeing	\$5 per person	Breakfast #2 (pancakes, bacon, eggs, juice)	\$9 per person
bike ride	\$2 per person		
swimming	\$0 per person	Lunch #1 (sandwiches, fruit, cordial)	\$5 per person
mini-golf	\$1 per person		
orientation	\$0 per person	Lunch #2 (hot dogs, wraps, cordial)	\$8 per person
trampolining	\$2 per person		
rock wall climbing	\$6 per person	Dinner #1 (spaghetti, sausages, vegetables)	\$6 per person
team games	\$3 per person	Dinner #2 (schnitzel, vegetables, tacos)	2 days = \$9 per person
stand-up paddle boarding	\$7 per person		

Option # 2 = Camp Twinkl Wilderness

Activities		Food Packages	
Activity	Cost	Package for 2 Days	Cost
accommodation = cabin	1 night = \$18 per person	Breakfast #1 (toast, cereal, fruit, juice)	\$5 per person
abseiling	\$6 per person	Breakfast #2 (baked beans and spaghetti on toast)	\$7 per person
bushwalking	\$0 per person		
archery	\$7 per person	Lunch #1 (wraps/rolls, cordial)	\$6 per person
low rope course	\$5 per person		
flying fox	\$8 per person	Lunch #2 (hamburgers, cordial)	\$8 per person
horse riding	\$9 per person	Dinner #1 (roast meat, sausages, vegetables)	\$8 per person
campfire cooking	\$3 per person		
bush craft	\$0 per person	Dinner #2 (lasagne, casserole, vegetables, garlic bread)	\$10 per person
bush hut building	\$0 per person		

Plan the Year 5 Camp on the Next Page!

Show all of your working out and make sure you include the answers to the questions below.

- Which camp will Year 5 go on?
- How much it will cost for 2 nights' accommodation?
- Which 4 activities will the students do? How much will this cost?
- Which food packages will they have for breakfast, lunch and dinner?
- How much will this cost?
- What is the total cost of the school camp?



Plan the Year 5 camp here: