

## Monday

*The Hairy-Nosed Wombats Find a New Home* by Jackie French and illustrator Sue deGennaro

Make predictions about the content of the books, have you ever moved home? What was the experience like? Note your responses to these questions


[View reading of the book](#)

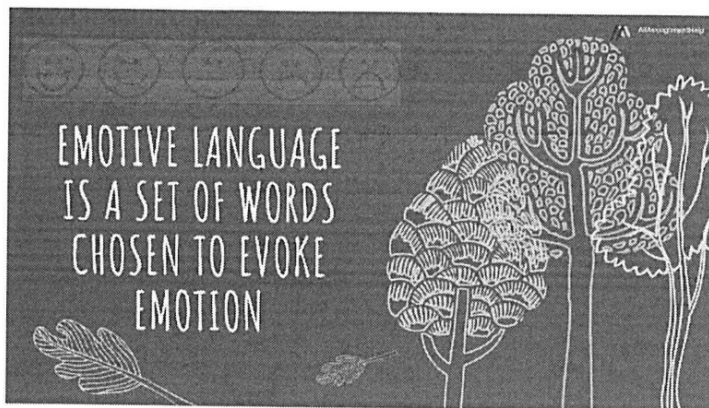
<https://www.youtube.com/watch?v=TfsBEEJV5ww>

What information does the reader learn about the Hairy-Nosed Wombats from the book? Answer the following questions in sentences with details to support your answers-

1. Where do the Hairy-nosed wombats live?
2. Do they live alone or in family groups?
3. How does the author explain how endangered they are?
4. What requirements does the new home have to have?
5. Is this information the same as your findings from your research?
6. Why do you think the author and illustrator decided to create a picture book? Who do you think is the intended audience? Why would they need to be targeted?
7. What is the message of the book?
8. Do you think the book will get people to help save the Hairy-nosed wombats? You need to explain your answer (5-6 sentences)
9. Write 3 similes about the wombats. ( a simile used like or as to compare two things , for example You were as brave as a lion)


Create a poster to persuade people to donate to the cause of the Hairy-Nosed Wombats. (remember to include persuasive devices like rhetorical questions, emotive language, facts and statistics). You may either create the poster by hand or on the computer.





## Facts/Statistics

**Facts, numbers, and information can be very convincing.**



Example: A Snickers bar has 280 calories and 30 grams of sugar. That's not very healthy.

### **Tuesday**

*Where the Forest Meets the Trees* by Jeannie Baker

What do you think you know about rainforests? (list 4-6 points)

The book is based in the Daintree rainforest.

Research and write an information report about the Daintree rainforest.

Structure of an information report:

The introduction: purpose of, what's included, how does the author introduce the topic, what information is important in the introduction

The paragraphs: what's included (should have at least 3 paragraphs)

Subheadings: purpose : to allow the reader to easily find the information

Topic sentence: lets the reader know what information will be included (TEE topic sentence, evidence, elaboration)

Concluding statement:

Details: what information does the author include, what is not included (important details and ones that are interesting to the reader)

Vocabulary: technical words (subject specific nouns), descriptive verbs, present tense

Additional information: maps, graphs, illustrations,

**Following are some suggested sites, you may find your own-**

<https://www.experienceoz.com.au/en/daintree-rainforest-facts>

<https://www.discoverthedaintree.com/daintree-rainforest-6/>

[https://www.softschools.com/facts/rain\\_forests/daintree\\_rainforest\\_facts/3101/](https://www.softschools.com/facts/rain_forests/daintree_rainforest_facts/3101/)

Create a poster to persuade people to donate to look after rainforests. (remember to include persuasive devices like rhetorical questions, emotive language, facts and statistics). You may either create the poster by hand or on the computer.

### **Wednesday**

At school: look at the information reports about the Hairy-nosed wombat and the Daintree rainforest completed on Friday (week 3) and Tuesday (week 4)

Discuss the picture book 'The Hairy-Nosed Wombats Find a new Home', look at responses to the questions and provide feedback on the persuasive poster.

Revise structure and vocabulary as needed.

### **Thursday**

At school: Ida's story (In preparation for work next week)

### **Friday**

'Where the Forest Meets the Sea' by Jeannie Baker

View the reading of the book.

[https://www.youtube.com/watch?v=oHb\\_WEA50yo](https://www.youtube.com/watch?v=oHb_WEA50yo)

[https://www.youtube.com/watch?v=oHb\\_WEA50yo](https://www.youtube.com/watch?v=oHb_WEA50yo)

Please think about the following questions as you view the reading of the book. You can view the reading of the book, then read the questions and view the reading of the book again. (You do not have write answers to these questions, they are to help you to understand the book).

There are some written responses for you to complete ( these are underlined). You may write your responses or use Word. Please bring the work with you to school on Wednesday.

**Page 1** What is the boat's name? What do you think that might mean? What colour is predominately used in this picture? Why might that be so? What can you see in the sand? What might the footprints symbolize? Is the boy looking at you? Or somewhere else ? Why might that be so?

Written response; write some 'I wonder' questions or comments about the page, about rainforests, about sustainability. (3-5 questions or comments)

**PAGE 2** Is the image close-up or far away? What is the picture mainly of? Why would the author do this? What is in the foreground? What is in the background? How is mood created in this page? What are your eyes drawn to? What might this symbolise?

Written Response Write a diary entry from the boy's perspective about his day and how he feels. (1/2 a page)

**Page 3** Think about the size of objects in the picture. Is there a sense of movement? How has the illustrator achieved this? What is the angle of the image? What does this symbolise? What is the dominant colour? What does this represent? Body Language –How are the boy and his father standing? How are they feeling?

**Page 4** Why is the crocodile faded like a shadow? Does the image support the text? Written response:

Written response: Write down some reasons in point form about why we should preserve our rainforest plants and trees.

**Page 5** How is movement created in the water? What do the roots of the trees tell us? What do the footprints tell us? Which part of this picture might be in his imagination?

**Page 6** How has the colour changed? Why? What angle is the picture at? Why is that? Discuss the size of the boy to the forest and why this may be so.

**Page 7** Why is the page so busy? Why might the vines and creepers try to hold him back? What is in the foreground? Background? How does the picture show depth?

Written response–How can we reduce our environmental footprint? (1/2 a page you may do this in point form)

**Page 8** Why is their white space around the boy? What is happening with the lines in the picture? What does this represent?

**Page 9** What is camouflaged in the picture? Why has this been done? Is the image close up? Long shot? Medium shot? Is the image contained within the frame? Why?

Written response –Research and write about how long it takes for a tree to grow to the top of the forest and what type of trees are the tallest. Write your answers.

**Page10** What has changed in this page? Why is the colour dark? Where is the boy? What does the hole in the trunk look like? What is the focal point? (Web) What might this represent?

**Page 11** What elements (parts of the illustrations)have been repeated again on this page and throughout the book?

**Page 12** What perspective are we seeing the story through again? How has colour been used? What is in the foreground/background?

**Page 13** How does the boy feel? How do you know?

Written response Write down some points about the significance (importance) of the boat 'Time Machine'.

**Page14** How does the written text relate to the visual text? Why has the author used a rhetorical question?

Written Response-What message is the author trying to convey? What story is the shadow telling? What things are different? What are the kids doing?