

Year One

Home Learning Booklet Three

Tuesday

Please follow Tuesday
learning activities on the grid

BOOKLET THREE

WEEK C

SPELLING

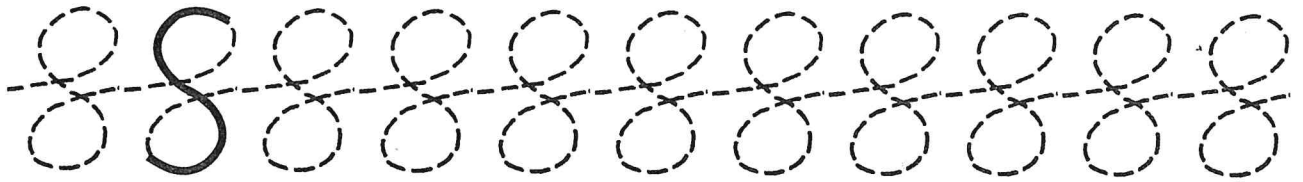
<i>or</i> <i>or sound like in</i> <i>for</i>	<i>aw</i> <i>aw sound like in</i> <i>raw</i>	<i>au</i> <i>au sound like in</i> <i>sauce</i>
<i>for</i>	<i>raw</i>	<i>sauce</i>
<i>fort</i>	<i>straw</i>	<i>pause</i>
<i>short</i>	<i>saw</i>	<i>because</i>
<i>horn</i>	<i>claw</i>	<i>August</i>
<i>born</i>	<i>yawn</i>	<i>audio</i>



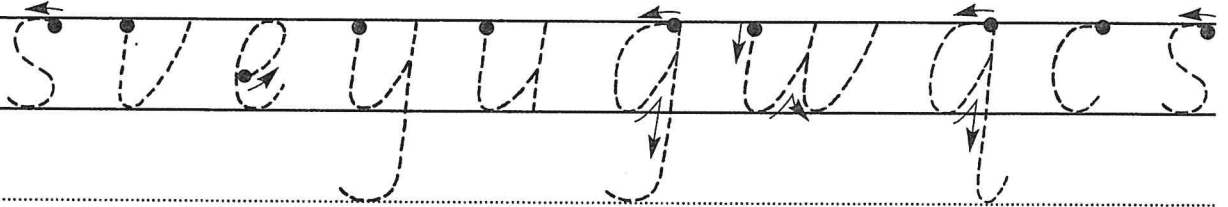



Find the s's.


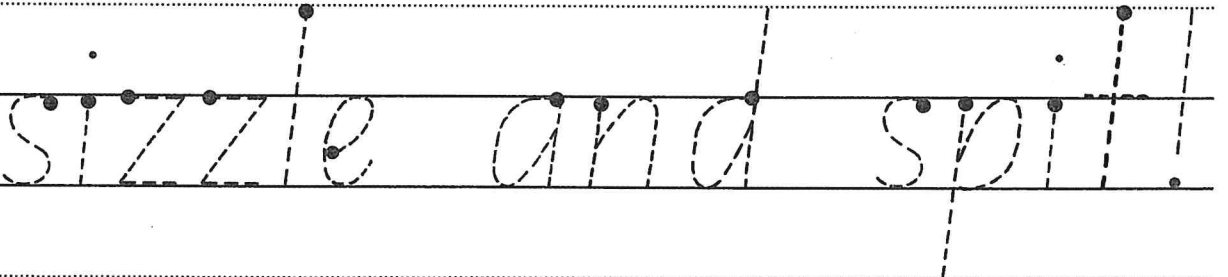

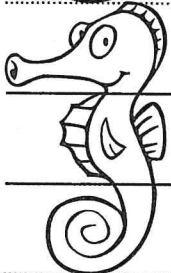

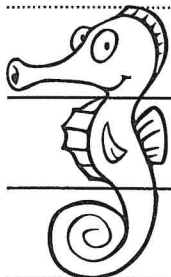
Wave pattern

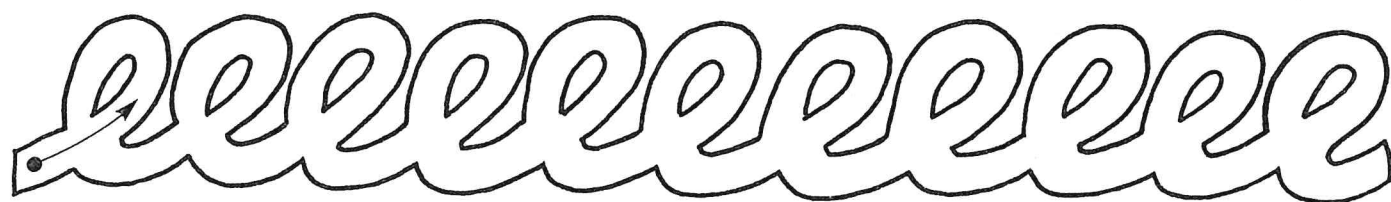


Trace the body letters.


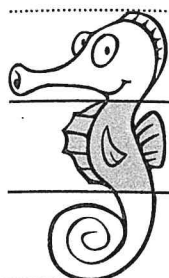


Trace, then copy.

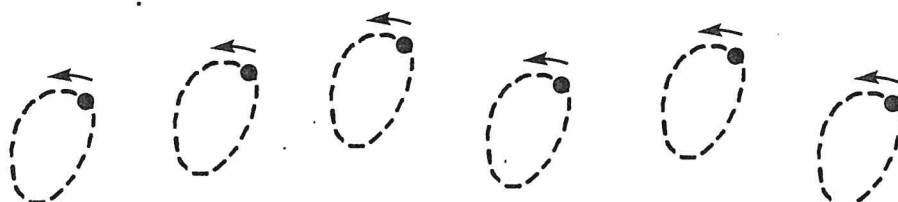


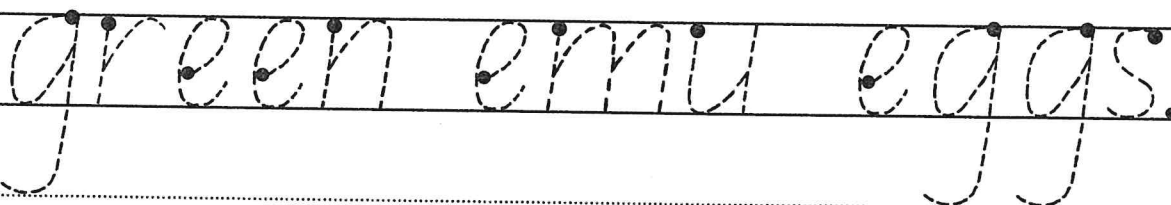


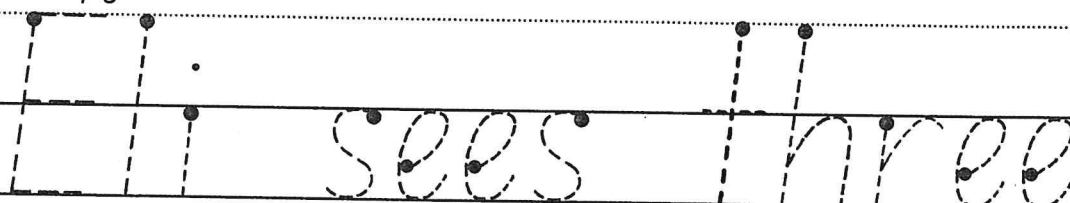





Find the e's.




Trace, then copy. Underline the e's.

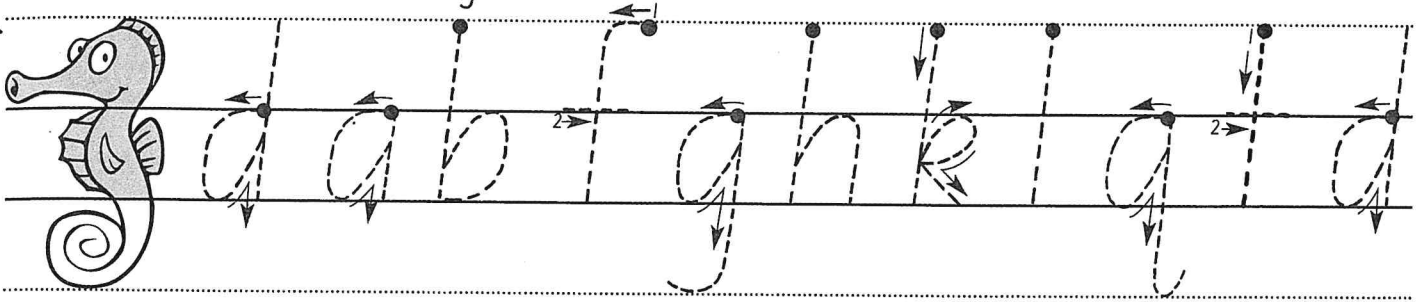


Find the d's.


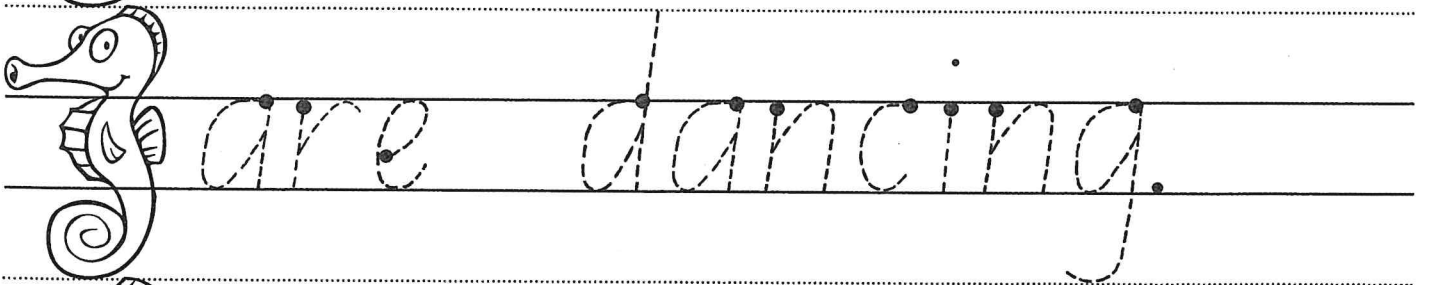
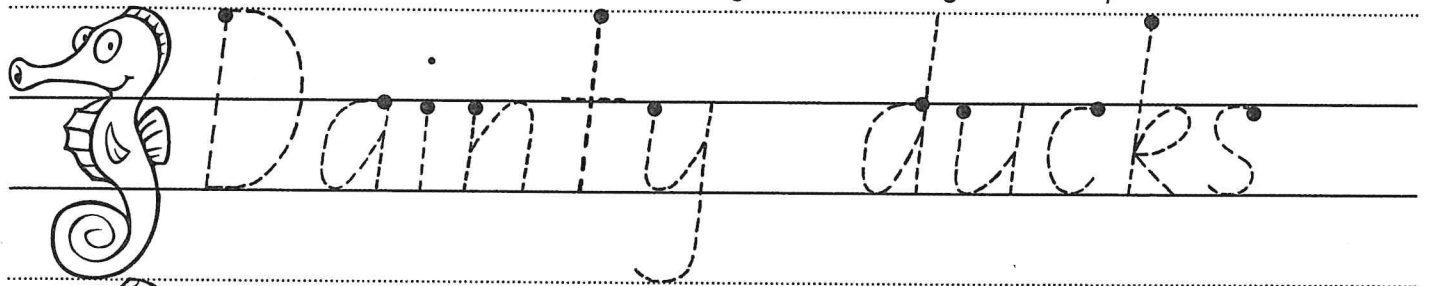
Wave pattern



Trace the head and body letters.



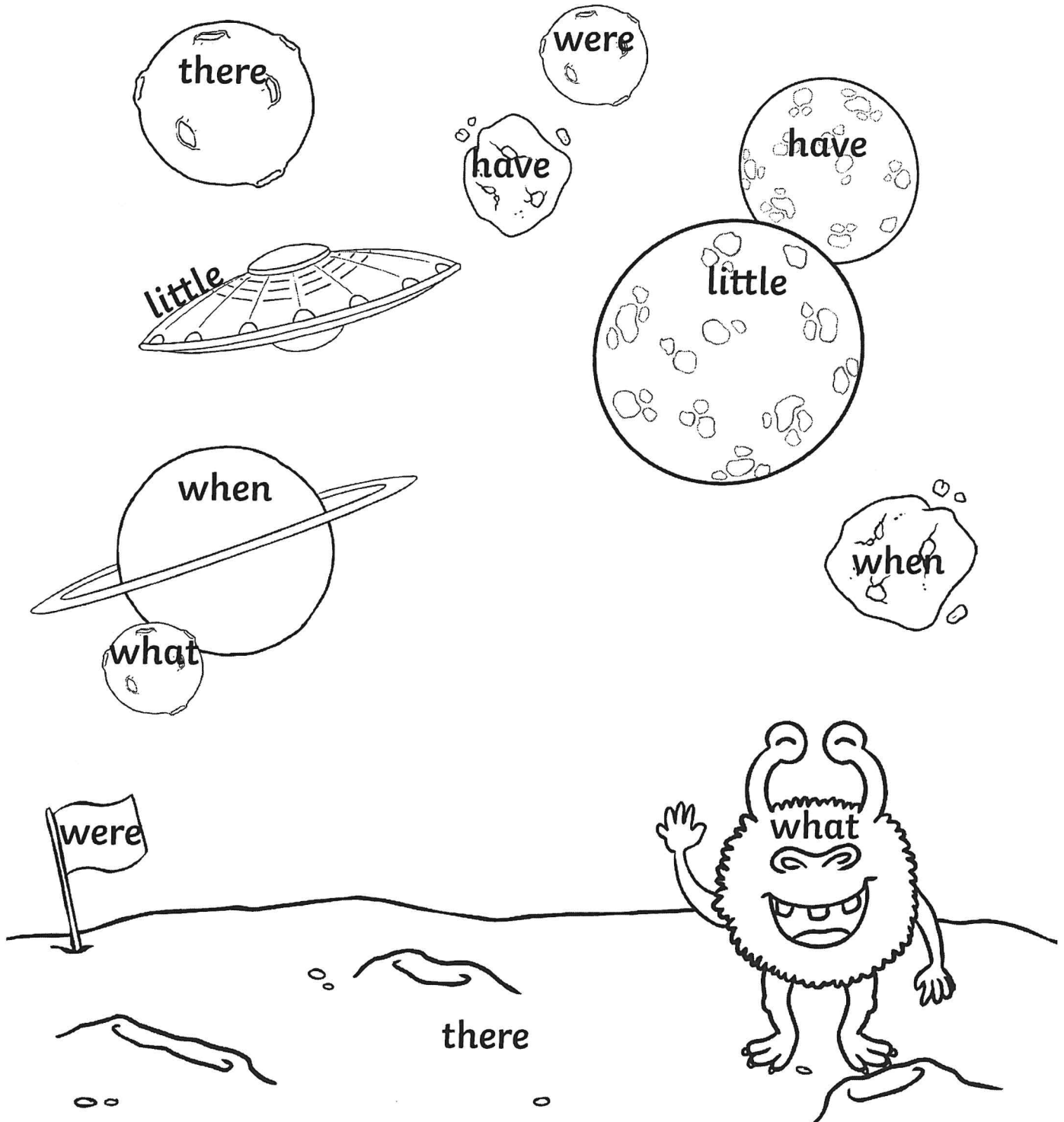
Trace, then copy. Colour in the wedges made by wave pattern letters.



Space-Themed Tricky Word Colouring

Read the tricky words and colour the pictures using these clues.

when=red were=blue what=yellow there=green have=orange little=purple





Name: _____




Date: _____




The Three Little Pigs

DIRECTIONS: Use the three little pig finger puppets to retell the story!

Once upon a time there were three little  who lived in a village with their mother and father. The time soon came for them to move out.

The first  decided to build a  for herself out of . Soon, a  came walking by. When he saw the first ,


"Little , little , let me come in," he said. "Not by the hair on my chinny chin chin!" replied the .

"Then I'll huff and I'll puff and I'll blow your  down!" growled the , and he began to blow so hard that the straw  blew away!






The Three Little Pigs



The next  built his  out of . As

he was building away, the same  came by.



"Little , little , let me come in."

"Not by the hair on my chinny chin chin!"

"Then I'll huff and I'll puff and I'll blow your  in!" said the  and he began to blow so hard that the  of sticks blew away!

The third  built his house out of .

Once again, the wolf wandered by.

"Little , little , let me come in."

"Not by the hair on my chinny chin chin!"

The Three Little Pigs

"Then I'll huff and I'll puff and I'll blow your in!" said the



, and he began to blow as

he had on the first two



But this



was different. Try as he might,

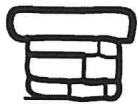
he couldn't knock the



down! After tiring

himself out, he decided to try and sneak in through

the



Little did he know there was a



of hot

water waiting for him at the bottom! He fell in with

a splash as the



laughed around him.

Embarrassed (and a little sore from the hot water),

the



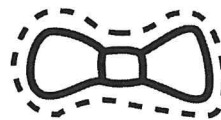

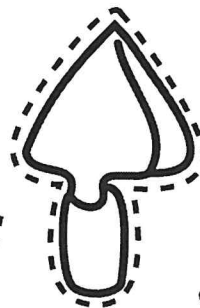



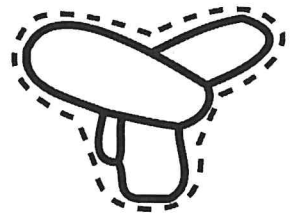
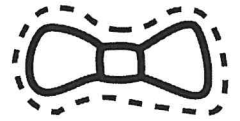


ran away, never to bother the



again.



The Three Little Pigs





Name: _____

Number of the day

27

Find and color the number on the 100 chart.

1	2	3	4	5	6	7	8	9	10
11	12	13	14	15	16	17	18	19	20
21	22	23	24	25	26	27	28	29	30
31	32	33	34	35	36	37	38	39	40
41	42	43	44	45	46	47	48	49	50
51	52	53	54	55	56	57	58	59	60
61	62	63	64	65	66	67	68	69	70
71	72	73	74	75	76	77	78	79	80
81	82	83	84	85	86	87	88	89	90
91	92	93	94	95	96	97	98	99	100

Solve it.

1 more

1 less

10 more

10 less

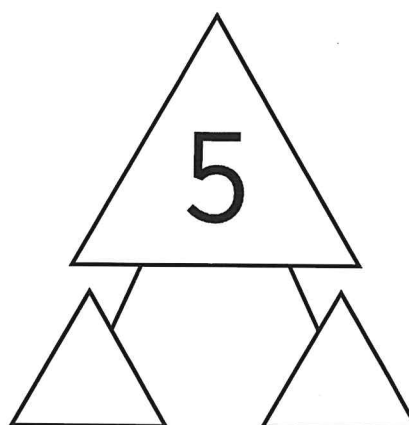
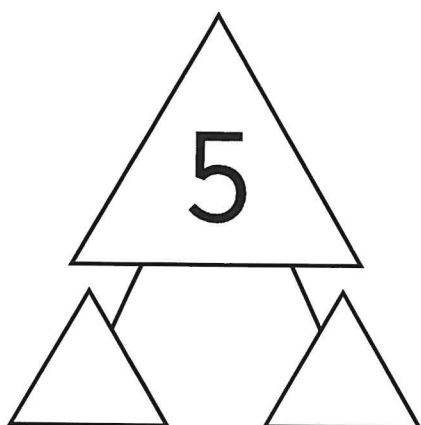
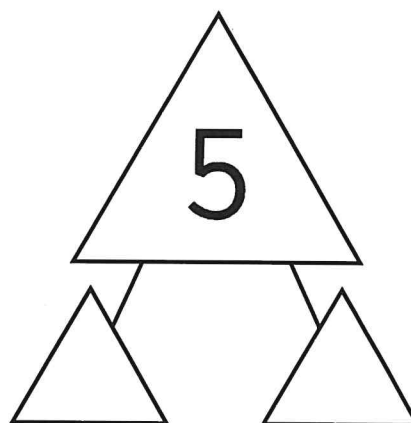
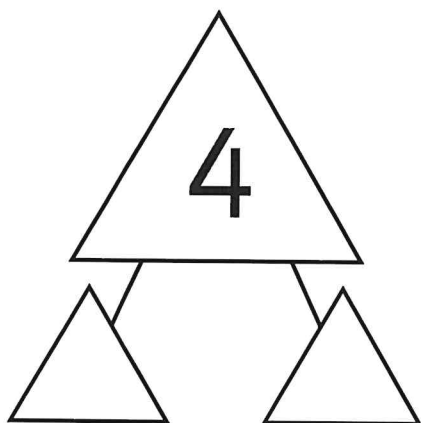
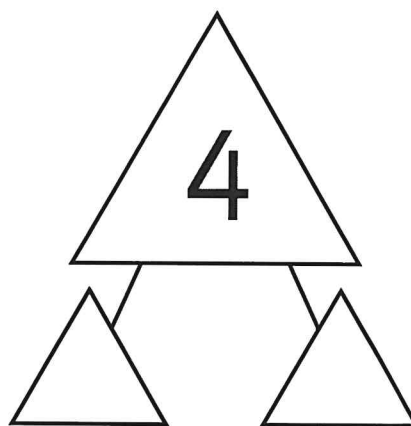
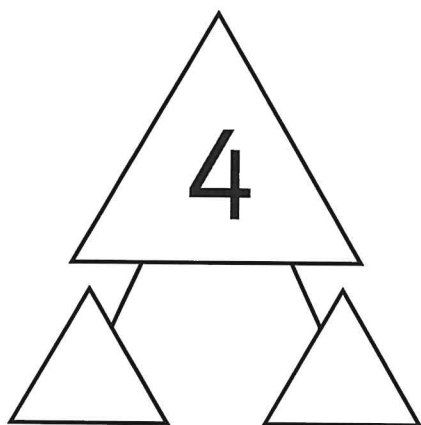
Color to show the number.

Write the number in words.

Number Facts to 20

I can make pairs of numbers that add to make 4 and 5.

Write all of the different pairs of numbers that add up to make the number in the larger shape.



Subtraction Worksheet

Finding the difference

$12 - 7 =$

$7 - 4 =$

$8 - 4 =$

$8 - 6 =$

$8 - 3 =$

$9 - 5 =$

$10 - 4 =$

$8 - 7 =$

$5 - 3 =$

$4 - 1 =$

$6 - 2 =$

$7 - 2 =$

$10 - 3 =$

$3 - 3 =$

$12 - 1 =$

$6 - 2 =$

$9 - 1 =$

$9 - 0 =$

$8 - 8 =$

$10 - 5 =$

$7 - 7 =$

$9 - 5 =$

Can you create your own subtraction sum?

Name _____ Date _____

Sacrament Match-Up

Six of the Seven Sacraments are pictured below. Draw lines to match the Sacrament names with the pictures that best tell about them.



Confirmation



Eucharist



Anointing of the Sick



Reconciliation

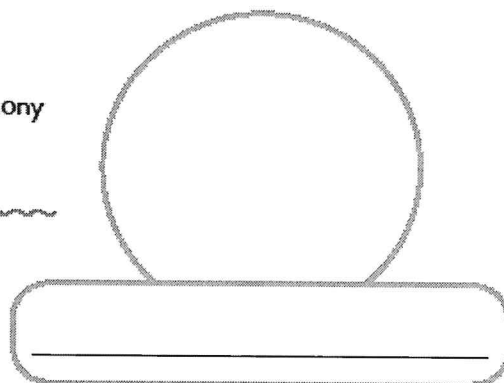


Holy Orders



Matrimony

Draw a picture of the missing Sacrament.
Label your picture with the Sacrament's name.




Create a Dance Routine Recording Sheet

Place your snapped cards onto the boxes below to create a dance routine.


--	--	--	--

turn



twinkl.com

turn




twinkl.com

spin




twinkl.com

spin




twinkl.com

side step




twinkl.com

side step



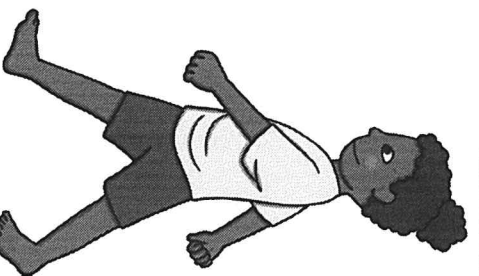
twinkl.com

march




twinkl.com

march




twinkl.com

shake




twinkl.com

shake




twinkl.com

leap




twinkl.com

leap




twinkl.com

jump




twinkl.com

jump




twinkl.com

crouch down



twinkl.com

crouch down




twinkl.com

skip



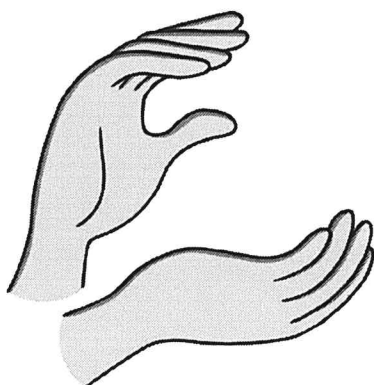
twinkl.com

skip



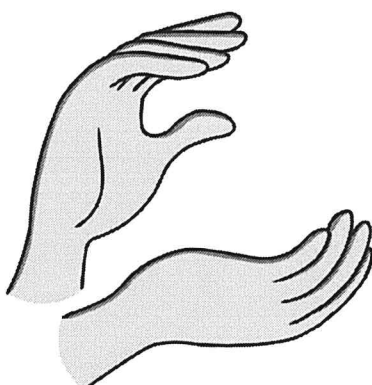
twinkl.com

clap




twinkl.com

clap




twinkl.com

nod your head




twinkl.com

nod your head



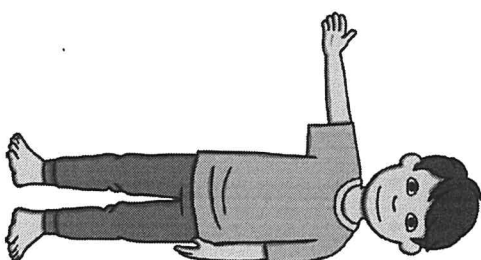
twinkl.com

arm swing




twinkl.com

arm swing




twinkl.com

shoulder shrug




twinkl.com

shoulder shrug




twinkl.com

**sway your
hips from side
to side**



**sway your
hips from side
to side**



**walk
backwards**




twinkl.com

**walk
backwards**




twinkl.com

wave




twinkl.com

wave




twinkl.com

slide to
the side




twinkl.com

slide to
the side




twinkl.com

hands on
your hips




twinkl.com

hands on
your hips




twinkl.com

stamp




twinkl.com

stamp




twinkl.com

shoulder
shimmy



twinkl.com

shoulder
shimmy



twinkl.com