

Year One

Home Learning Booklet Three

Wednesday

Please follow Wednesday  
learning activities on the grid


# BOOKLET THREE

## WEEK C

### SPELLING

<i>or</i> <i>or sound like in</i> <i>for</i>	<i>aw</i> <i>aw sound like in</i> <i>raw</i>	<i>au</i> <i>au sound like in</i> <i>sauce</i>
<i>for</i>	<i>raw</i>	<i>sauce</i>
<i>fort</i>	<i>straw</i>	<i>pause</i>
<i>short</i>	<i>saw</i>	<i>because</i>
<i>horn</i>	<i>claw</i>	<i>August</i>
<i>born</i>	<i>yawn</i>	<i>audio</i>





## Editing My Writing

Colour every capital letter in orange and check: *I remembered a capital letter at the beginning of every sentence and for all proper nouns.	Yes	No
Circle every question mark, full stop and exclamation mark with blue and check: I used punctuation at the end of all my sentences (? or . or !).	Yes	No
Check: I have finger spaces between every word.	Yes	No
Check: I have formed all my letters correctly, even the tricky letters b      d      a      z	Yes	No
Reread your sentences out loud and check: My sentences make sense to me.	Yes	No

## Editing My Writing

Colour every capital letter in orange and check: *I remembered a capital letter at the beginning of every sentence and for all proper nouns.	Yes	No
Circle every question mark, full stop and exclamation mark with blue and check: I used punctuation at the end of all my sentences (? or . or !).	Yes	No
Check: I have finger spaces between every word.	Yes	No
Check: I have formed all my letters correctly, even the tricky letters b      d      a      z	Yes	No
Reread your sentences out loud and check: My sentences make sense to me.	Yes	No

Name: \_\_\_\_\_

# The Rhyme Game

by Guy Belleranti

Bella and James sat on the grass.

"Let's play the rhyme game," Bella said. "First, you say a word. Then, I'll say a word that rhymes."

James nodded. "Truck," he said.

"Duck," Bella rhymed.

"House," James said.

"Mouse," Bella rhymed.

"Dog," James said.

"Frog," Bella rhymed.

"Can I do the rhyming now?" James asked.

"Yes," Bella said.

"Dress," James rhymed.

Bella laughed. "Wait. Yes wasn't my word. Here it is now."

"Cow," James rhymed.

"No," Bella said, laughing harder. "No, no, no."

"Go." James rhymed. "Go, go, go."

Bella laughed so hard she rolled on the grass.

James rolled next to her. Rhyming was fun!



Name: \_\_\_\_\_

# The Rhyme Game

by Guy Belleranti

1. Where does this story take place?

- a. on a sunny day
- b. outside
- c. at the beach
- d. in the morning



2. Whose idea was it to  
play the rhyme game? \_\_\_\_\_

3. What word did Bella rhyme with dog?

- a. hog
- b. fog
- c. go
- d. frog

4. Why did Bella keep laughing at James' rhymes?

---

---

**Now try this:** Play the rhyming game with a friend.

Name: \_\_\_\_\_

# The Rhyme Game

by Guy Belleranti



Draw lines to match the words from the story with their meanings.

- |           |   |                                    |
|-----------|---|------------------------------------|
| 1. grass  | ● | ● small furry animal               |
| 2. nodded | ● | ● large animal that makes milk     |
| 3. mouse  | ● | ● moved head up and down           |
| 4. cow    | ● | ● green plants that make up a lawn |
| 5. laugh  | ● | ● opposite of stop                 |
| 6. go     | ● | ● Ha, ha, ha!                      |



Name: \_\_\_\_\_

# The Rhyme Game

by Guy Belleranti



In the story, "The Rhyme Game," Bella and James think of rhyming words.

Write three sentences with rhyming words. Use a pair of rhymes in each.

examples: A mouse is in my house.

My dog chased a frog.

1.

2.

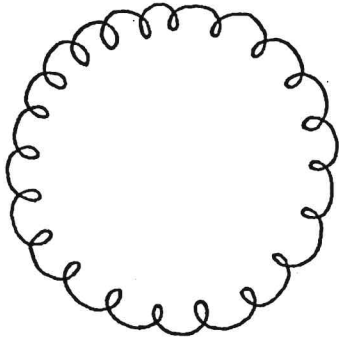
3.



Name: \_\_\_\_\_

Instruction: Choose any number within 20.

Number of the day



Show the number using ten frames.



Fill in the before and after numbers.

Today's number

--

--

--

Show the number using tally marks.

Add more or cross out the stars below to make up the number.



# How Much Money Is in My Jar?



## How Much Money Is in My Jar?

Make the following totals in the money jars by cutting out the coins on the next page.




**35c**




**90c**




**60c**



**45c**



**60c**



**85c**

Name: \_\_\_\_\_

# *The Seven Sacraments*

Directions: Draw a picture for each sacrament. Then, color in your pictures.

*Baptism*

*Confirmation*

*Eucharist*

*Penance*

*Matrimony*

*Holy Orders*

*Anointing  
of the Sick*

# COLOUR IN



Colour in this page and think about how you can make today awesome ...

