

Year One  
Home Learning Booklet F

Friday

Please follow Friday learning  
activities on the grid



A series of horizontal lines spanning the width of the page, intended for writing. The lines are evenly spaced and extend from the left margin to the right edge of the page.



A series of horizontal lines for writing, spanning the width of the page. The lines are evenly spaced and extend from the left margin to the right edge of the page. There are approximately 25 lines in total.

# BOOKLET FIVER

## WEEK E & F

### SPELLING

<i>er</i> <i>er sound like in</i> <i>her</i>	<i>ir</i> <i>ir sound like in</i> <i>shirt</i>	<i>ur</i> <i>ur sound like in</i> <i>fur</i>
<i>her</i>	<i>shirt</i>	<i>fur</i>
<i>after</i>	<i>skirt</i>	<i>hurt</i>
<i>under</i>	<i>sir</i>	<i>burn</i>
<i>tiger</i>	<i>stir</i>	<i>turn</i>
<i>finger</i>	<i>girl</i>	<i>curl</i>

# Parts of Australian Animals

body part
description

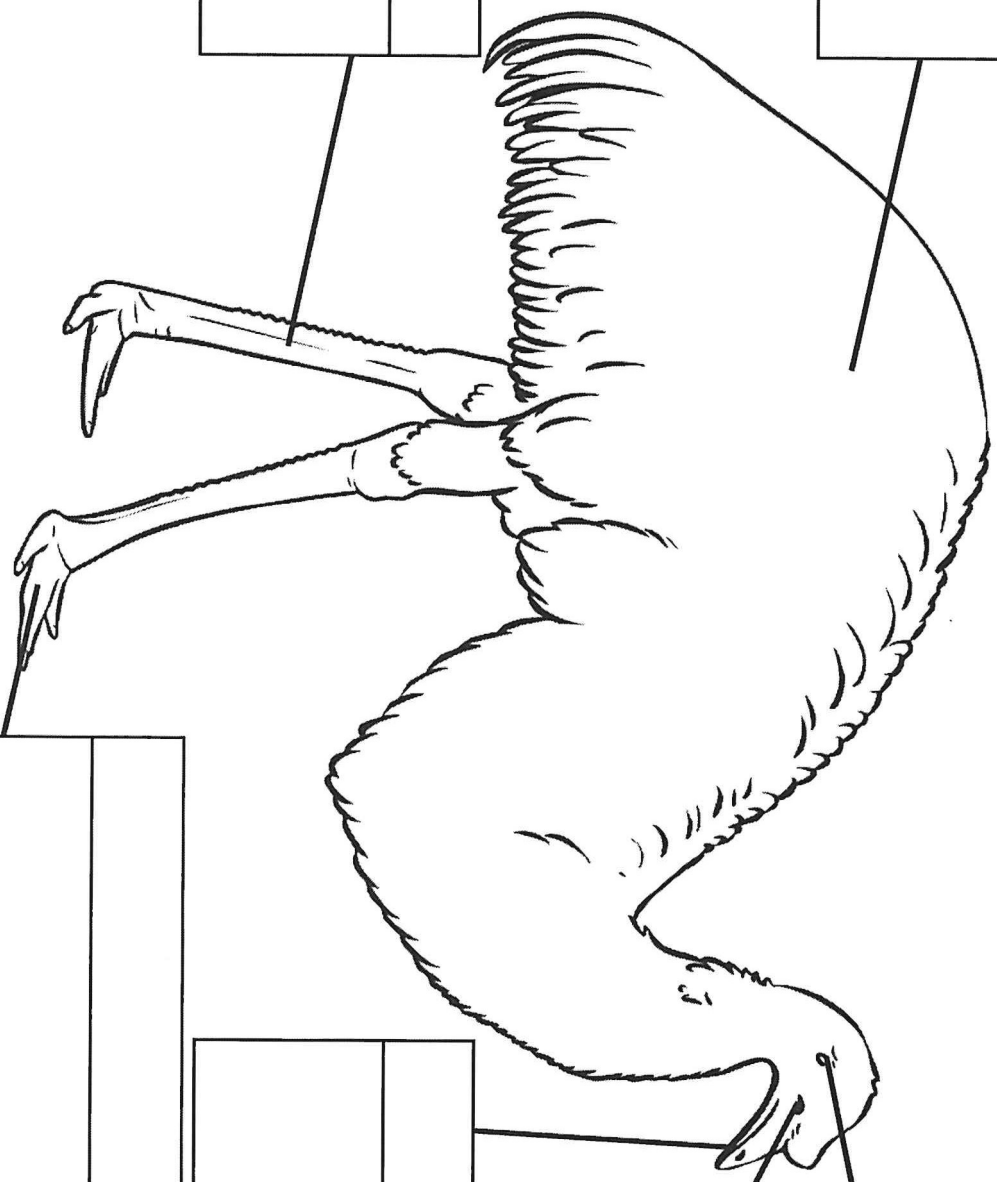
  

The emu uses these to hear sounds.

**claws**

These help the emu to balance when they run. They cannot fly because they are too small.

**eyes**

These are used for grip, scratching the ground and fighting.

**legs**

The emu uses this to gather food like insects, seeds, grass and leaves.

**wings**

The emu uses these to see with.

**ears**

These are long and strong for standing and running.

**beak**

The emu uses these to hear sounds.

**claws**

These help the emu to balance when they run. They cannot fly because they are too small.

**eyes**

These are used for grip, scratching the ground and fighting.

**legs**

The emu uses this to gather food like insects, seeds, grass and leaves.

**wings**

The emu uses these to see with.

**ears**

These are long and strong for standing and running.

**beak**

The emu uses these to hear sounds.

**claws**

These help the emu to balance when they run. They cannot fly because they are too small.

**eyes**

These are used for grip, scratching the ground and fighting.

**legs**

The emu uses this to gather food like insects, seeds, grass and leaves.

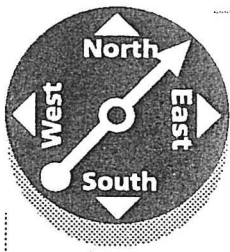
**wings**

The emu uses these to see with.

**ears**


These are long and strong for standing and running.

**beak**



# Reading Maps



This is part of a map. Read the sentences and do what you are asked to do.



1. Draw a **yellow** bird on top of the **tallest** tree in the **jungle**.
2. Colour the lake **blue**.
3. Draw five fish swimming in the **river**.
4. Put a red cross where the river begins in the **mountains**.
5. Colour the tree trunks **brown**.
6. Colour the leaves in the jungle **green**.

Name: \_\_\_\_\_

Date: \_\_\_\_\_



# Story Map B

Who?

What?

Why?


Where?

When?

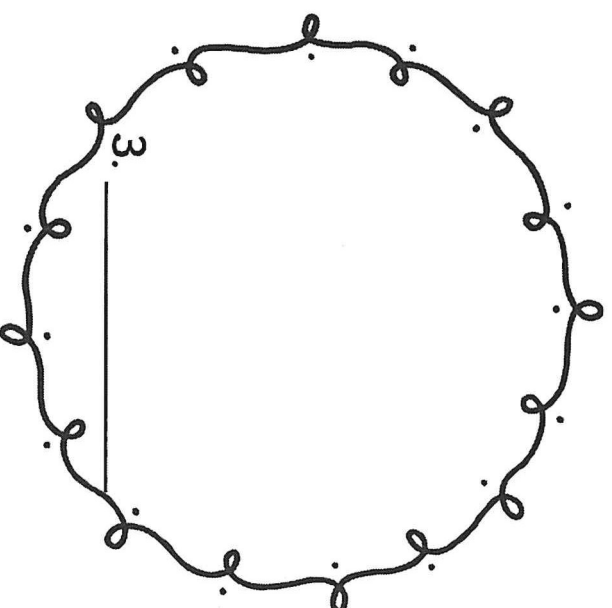
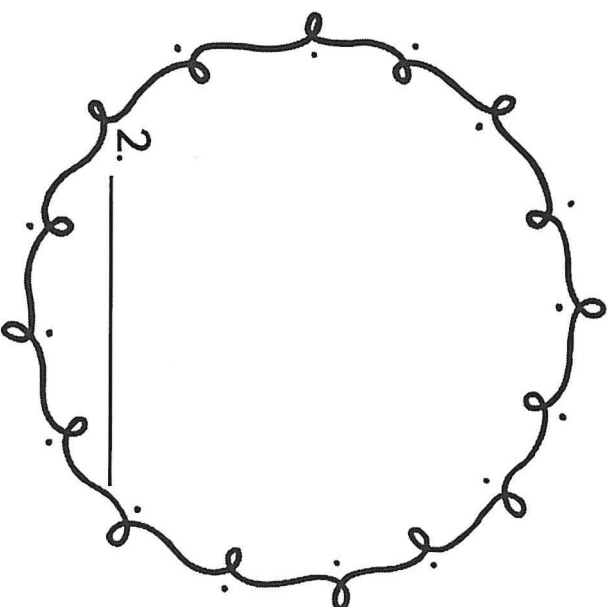
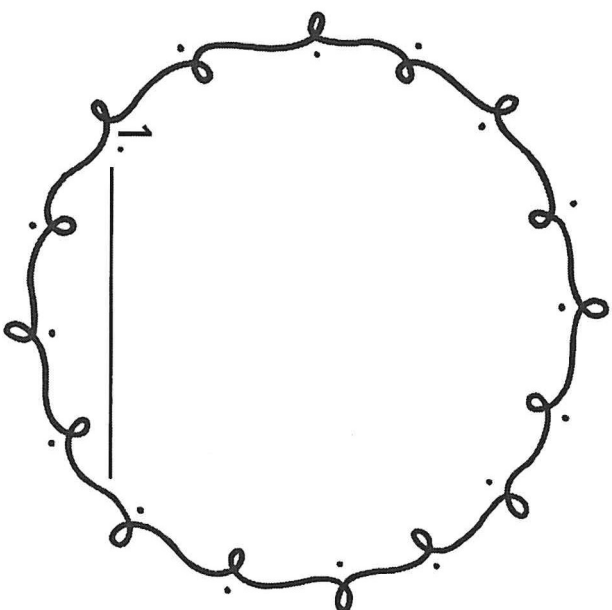



Name: \_\_\_\_\_ Date: \_\_\_\_\_

# Verbs



Find 3 verbs in your book. Write them in the space and draw a picture. Use your verbs in a new sentence.












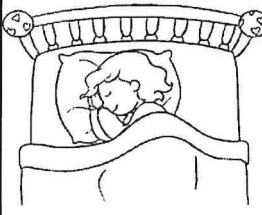
1. \_\_\_\_\_

2. \_\_\_\_\_

3. \_\_\_\_\_

# Base Verbs

Fill in the gaps using the right verb from the box.

				
eat	build	smile	play	cry
				
read	listen	talk	watch	sleep

1. We \_\_\_\_\_ with our toys and games.
2. I \_\_\_\_\_ when I am sad.
3. At school, we \_\_\_\_\_ to the teacher.
4. At night, I \_\_\_\_\_ in bed.
5. You can \_\_\_\_\_ on the phone.
6. I can \_\_\_\_\_ lots of books.
7. You can \_\_\_\_\_ a tower with bricks.
8. I \_\_\_\_\_ when I am happy.
9. We \_\_\_\_\_ films on the TV.
10. I \_\_\_\_\_ my lunch at school.