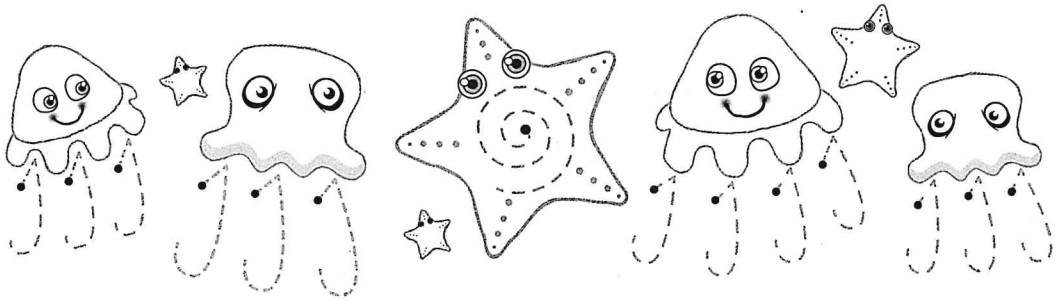




Monday

Practice—Letter formation



Trace, then write the lower case and capital letter.



Trace, then write the words.

jam jet just object banjo jungle

Trace, then write the sentence.

Jill jived in jeans and a jacket.

Write the words in alphabetical order, using correct letter sizing.

job jaw jet jar jive junk jelly joke

DAY 11

1. Correct the spelling mistake.

He shood have worn a coat.

2. Circle the word with the correct spelling.

hav have hafe

3. Circle the word with a long **e** sound.

these nest tent

4. Circle the word with one syllable.

party only they

5. Write **sea** or **see**.

An owl can very well.

6. Write the missing word.

one cat, three

7. Add two capital letters.

My teacher's name is mrs jones.

8. Finish the sentence using **of** or **off**.

Be careful not to fall your bike.

9. Circle the proper noun.

Harry can kick a football a long way.

10. Which word is the adjective that describes the tail?

The dog's tail is long.

MY SCORE

DAY 12

1. Circle the word with the correct spelling.

woud would woude

2. Correct the spelling mistake.

I liv in the same street as my school.

3. The word has a vowel sound like **beach**.

head bread green

4. How many syllables in **very**?

one ☐ two ☐ three ☐

5. Write **sea** or **see**.

Fish swim in the .

6. Make this word say more than one.

one rock, two

7. Add two capital letters.

please may i have a drink?

8. Which word? **of** or **off**

Which one you made this mess?

9. Circle the proper noun.

We live on planet Earth.

10. The adjective describes the car.

Dad's car is black.

MY SCORE

Unit 1

ew

ue

oo

ic



List Words

Practise

Practise

T

D

blew				
chew				
grew				
crew				
few				
glue				
due				
clue				
blue				
bathroom				
bedroom				
broomstick				
spoon				
traffic				
comic				
picnic				
should				
work				

Picture Matching

1. Write the list word that matches each picture.




(a) _____

(b) _____

(c) _____

(d) _____



Missing Letters

2. Complete these list words.

(a) br _ _ _ mst _ _ ck

(b) _ _ _ ff _ _ _

(c) _ _ e _ _

(d) sh _ _ _ _ d

(e) s _ _ o _ _ n

(f) b _ _ t _ _ _ _ om

Spelling Word Puzzle

Name:

Word Count:

S	K	E	P
M	A	R	I
G	O	T	N
F	L	A	B

This image shows a single page from a notebook or ledger. The page is white with rounded corners and features horizontal ruling lines spaced evenly down its length. There are no margins, text, or other markings on the page.



- 1 First, I was thrown outside the front door of the Brown's home. Ouch! It hurt! It was a cold, dark, wet morning and I shivered.
- 2 About 7 o'clock, Mr Brown brought me inside. He ripped off the wet plastic sheet covering me and put me on the table. That felt better!
- 3 Next, I could smell Mrs Brown cooking toast. Then Erin and Zac Brown came running into the room for breakfast. Mr Brown read me while eating his toast. A few crumbs landed on the sports pages. I started to itch.
- 4 Suddenly, I could see a pair of scissors over me. Whew! It was only Erin cutting out a piece of news for 'Show and tell'. It was about a new baby elephant born at the zoo.
- 5 Mrs Brown read me after lunch. Then she wrapped some food scraps in two of my middle pages and put them in the bin.
- 6 Finally, the rest of me was put in the recycling bin with some other newspapers, bottles, tins and plastic containers. What a day!

1. The word **ripped** in Paragraph 2 means:

- (a) cut.
- (b) tore.
- (c) washed.

2. Which family members looked at the newspaper?

- (a) Mr and Mrs Brown
- (b) Mr and Mrs Brown, Erin and Zac
- (c) Mr and Mrs Brown and Erin

3. What happened to the newspaper after Mrs Brown read it?

- (a) Some pages were used to wrap scraps.
- (b) It shivered outside the front door.
- (c) The plastic sheet covering it was taken off.

4. Paragraph 3 tells about what happened to the newspaper:


- (a) at breakfast.
- (b) after lunch.
- (c) in the recycling bin.

5. What caused the newspaper to itch?

- (a) the rain
- (b) the scissors
- (c) the crumbs

6. In Paragraph 1, **I** is used instead of:

- (a) the newspaper.
- (b) Mr Brown.
- (c) the driveway.



Something extra

★ Draw a picture and write a sentence about some other news Erin Brown might have cut out of the newspaper for 'Show and tell'.

Daily Schedule for Term 3 Booklet C - Week 8

My First Day at a New School

[illegible]This image shows a single sheet of white paper with horizontal ruling lines. The lines are evenly spaced and run across the width of the page. There are no margins, text, or other markings on the paper.

This image shows a single sheet of white paper with horizontal ruling lines. The lines are evenly spaced and run across the width of the page. There are no margins, text, or other markings on the paper.

2:06 Number facts, $\times 5$, $\times 10$

1 Complete these tables using the models.

a $1 \times 5 =$ 

b $2 \times 5 =$ 

c $3 \times 5 =$ 

d $4 \times 5 =$ 

e $5 \times 5 =$ 

f $6 \times 5 =$ 

g $7 \times 5 =$ 

h $8 \times 5 =$ 

i $9 \times 5 =$ 

j $10 \times 5 =$ 

6 groups of 5
is the same as
3 groups of 10.

Try to memorise
these tables.

k $1 \times 10 =$

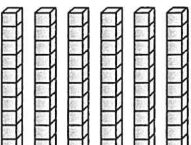
l $2 \times 10 =$

m $3 \times 10 =$

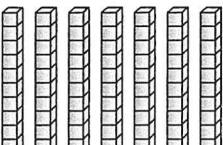
n $4 \times 10 =$

o $5 \times 10 =$

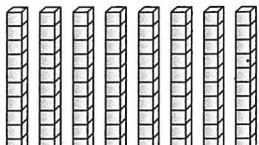
2 Use the pictures to complete these tables.

a  $\times 6$

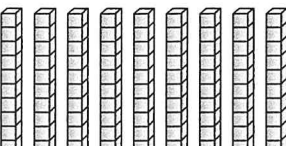
6 groups of 10

b  $\times 7$

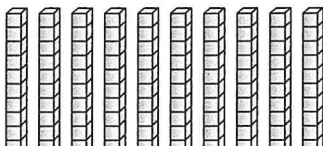
7 groups of 10

c  $\times 8$

8 groups of 10

d  $\times 9$

9 groups of 10

e  $\times 10$

10 groups of 10

3 Try to complete these tables from memory.

a

\times	3	10	2	1	5	4	7	9	8	6
10										

b

\times	3	10	2	1	5	4	7	9	8	6
5										


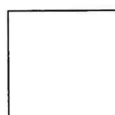



c

\times	2	5	4	1	3	6	9	8	10	7
2										

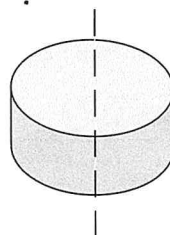
d

\times	2	5	4	1	3	6	9	8	10	7
4										

1. Write the name of the **note** alongside each one.



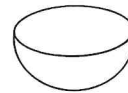
1. Draw the shape you would see if **half** the **cylinder** was removed.



2. Draw what you would see, looking down on the bottle.




3. Draw the **3D** object you would have when the two halves are joined together.



Problem Solving













How good are you at the months of the year? Use a calendar if you need to.

- Which month has only 28 days, and sometimes 29? _____
- In what month does Australia Day fall? _____
- What are the three months beginning with J? _____
- Olivia's birthday is in March. Her brother Milo's birthday is six months later. Which month is that? _____
- It is October. My best friend's birthday was three months ago. Which month was that? _____



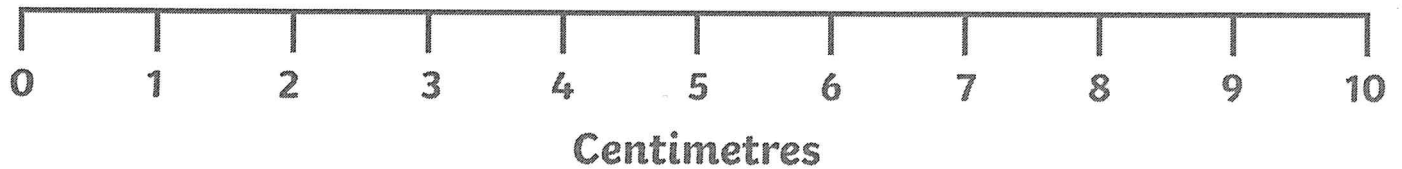
Measuring in Centimetres and Line Plot

Directions: Measure the length of each crayon in centimetres and write your answer in the space provided.

1.		<input type="text"/>
2.		<input type="text"/>
3.		<input type="text"/>
4.		<input type="text"/>
5.		<input type="text"/>
6.		<input type="text"/>
7.		<input type="text"/>
8.		<input type="text"/>
9.		<input type="text"/>
10.		<input type="text"/>
11.		<input type="text"/>
12.		<input type="text"/>

Measuring in Centimetres and Line Plot

Directions: Create a line plot using the information from the measurement in centimetres activity. Mark an X for each crayon measurement and then answer the questions below.



How many six-centimetre crayons did you measure?

How many two-centimetre crayons did you measure?

How many ten-centimetre crayons did you measure?

How many three-centimetre crayons did you measure?

How many eight-centimetre crayons did you measure?

How many five-centimetre crayons did you measure?

Which centimetres had the most amount of crayons?

Which centimetres had the least amount of crayons?

World Kindness Day

k b c h e f g i v i n g
i n o u q r s t u v w e
n z a g c d e f g h i n
d l m n o p q r s t u t
n x y z h e l p f u l l
e j k l m n o p q r s e
s v f r i e n d c d s d
s h r e s p e c t p m v
s t u v w x y z a f i s
e f g h i j k l m n l e
m a n n e r s x y z e e
h a p p y h i j k l m n

kindness

happy

helpful

giving

smile

hug

friend

respect

gentle

manners

