



Thursday



Trace, then write the lower case and capital letter.

m m

M M

Trace, then write the words.

my lamp mime magma summer

Trace, then write the sentence.

My mum made me a hammock.

Trace, then write the word that matches each meaning, using correct letter sizing.

remember minimum

The least amount

Recall the past

DAY 17

1. Circle the word with the correct spelling.

scip skip skipp

2. Correct the spelling mistake.

I found a shell on the beatch.

3. Circle the word that does not have the same vowel sound as **her**.

shirt turn here

4. Write a compound word starting with **rain**.

bow time wet

5. Write **be** or **bee**.

A can make honey.

6. Add **s** or **es** to make the word plural.

dress

7. Add a capital letter to two words.

is your birthday in april?

8. Use the conjunction **when** or **if** to join the two parts of the sentence.

Dad slowed down he got to the corner.

9. Circle the conjunction.

Jay likes apples and so does Taj.

10. Circle the two nouns.

The spade is in the shed.

MY SCORE

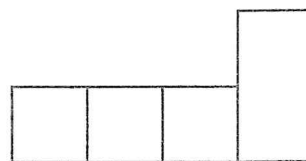
DAY 18

1. Write the missing letters. **ve** or **fe**

The little boy was very bra .

2. Write the correct word in the shape.

honk bank sank



3. The word does not have a short **e** sound like **bed**.

instead mean meant

4. Write a compound word ending with **fish**.

small gold fin

5. Write **here** or **hear**.

We are waiting over .

6. Add **s** or **es** to make the word plural.

lunch

7. Add a capital letter to two words.

olivia was away on tuesday.

8. Use the conjunction **When** or **If**.

I work hard, I will pass.

9. Circle the conjunction.

It is sunny now, but it will rain later.

10. The adjective describes the noun **watermelon**.
A watermelon is green on the outside.

MY SCORE

Spelling Word Puzzle

Name:

Word Count:

H	A	S	P
O	S	M	D
K	L	N	A
F	T	I	M

This image shows a single page from a notebook or ledger. The page is white with rounded corners and is ruled with thin, dark horizontal lines. There are approximately 20 lines spaced evenly down the page. The left edge of the page shows the binding of the book, which appears to be a dark cover. The overall appearance is clean and unused.

ew

ue

oo


ic

Unit 1


Word Search

10. Find the list and revision words in the word search.

blew	due	broomstick
chew	clue	spoon
grew	blue	traffic
crew	bathroom	comic
few	bedroom	picnic
glue	work	should
shoe	shut	short
fresh	brush	wish
two	three	



Synonyms



11. Find list or revision words with similar meanings.

- | | |
|-----------------|------------------|
| (a) funny _____ | (b) closed _____ |
| (c) job _____ | (d) team _____ |
| (e) chomp _____ | (f) must _____ |

What am I?

12. (a) I am enjoyable.
I am packed in a basket.
I include food and drink.
You usually eat me outdoors.


I am a

(b) I come in different colours.
I come in pairs.
I have a sole.

I am a

Additional Activities


13. (a) Write six more 'colour' words. Check your spelling.
(b) Write your new colour words in alphabetical order.
(c) For each colour word, write a list of four objects that are usually this colour.



Silky silkworms

Did you know that the silkworm is not really a worm at all? It is actually a moth!


Read about the life cycle of the silkworm moth.






In Step 6, the word **emerges** means:

- (a) *hatches.*
- (b) *sleeps.*
- (c) *eats.*



How long does an adult silkworm moth live for?

- (a) *three weeks*
- (b) *five days*
- (c) *ten days*




What happens first? A silkworm:

- (a) *eats mulberry leaves.*
- (b) *changes into a moth.*
- (c) *spins a silk cocoon.*



Why do you think these creatures are called silkworms?

- (a) *They make cocoons.*
- (b) *They are worms.*
- (c) *They spin silk.*



Which step describes how a silkworm grows?

- (a) *Step 2*
- (b) *Step 3*
- (c) *Step 6*



In Step 4, the word **it** means:

- (a) *the cocoon.*
- (b) *the silkworm.*
- (c) *silk.*

Something extra

★ The word 'silkworm' is made from two small words: 'silk' and 'worm'. Write six other words that are made from two small words.

Daily Schedule for Term 3 Booklet C - Week 8

The Rain Came Pouring Down.....

[illegible][illegible]

This image shows a single sheet of white paper with horizontal ruling lines. The lines are evenly spaced and run across the width of the page. There are no margins, text, or other markings on the paper.

Measuring Length and Height

To measure length and height in centimetres.



Use your ruler to measure the **longest** and **shortest** lines.

A _____

B _____

C _____

D _____

The **longest** line is _____, it is _____ long.

The **shortest** line is _____, it is _____ long.

Use your ruler to measure the **height** of these lines.



E



F



G

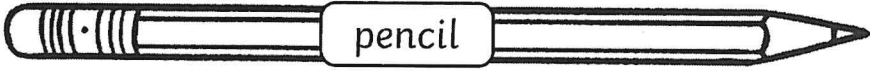


H


Order the lines from **shortest** to **tallest**. _____

Measuring Length and Height

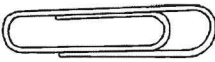
Measure the length of these objects. Tick the 2 that are the same length.

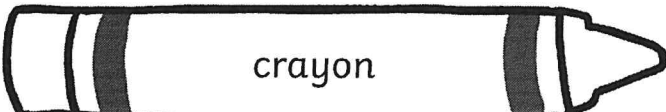
A 

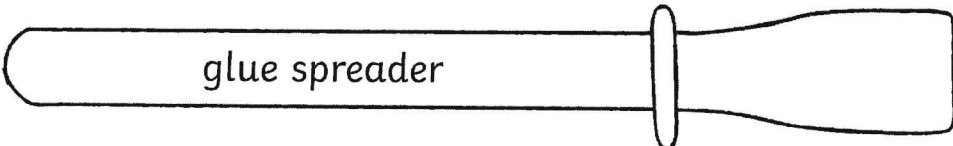
B 

C 

D 

E 

G 


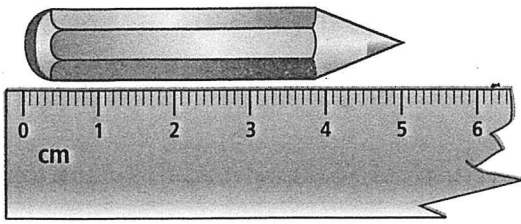

F 

The longest object is the _____.

The shortest object is the _____.

Which object is 9cm long? _____.

4:02 Measuring with centimetres



cm is short for centimetre.

1 Estimate, then measure, the length of each bar.





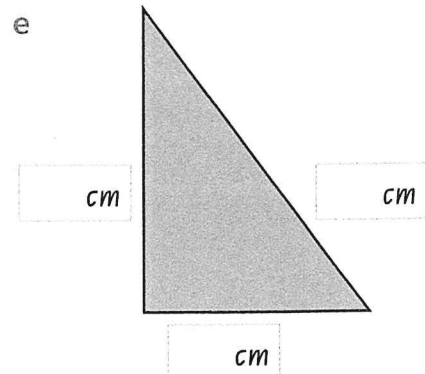
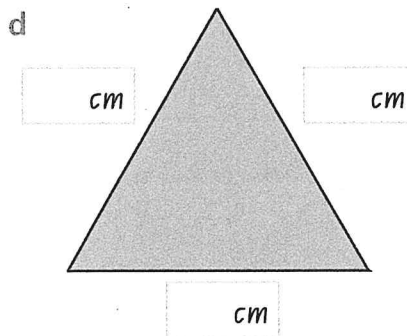
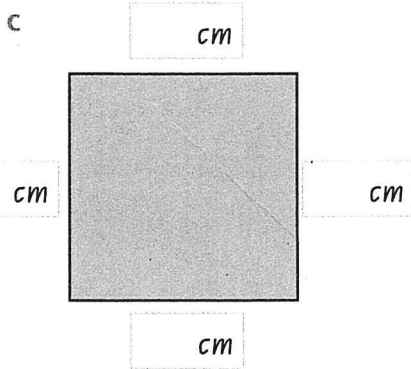
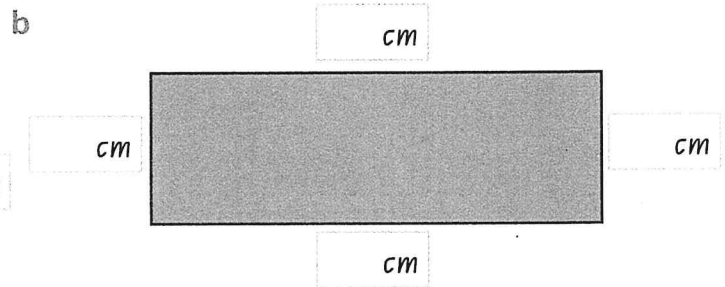
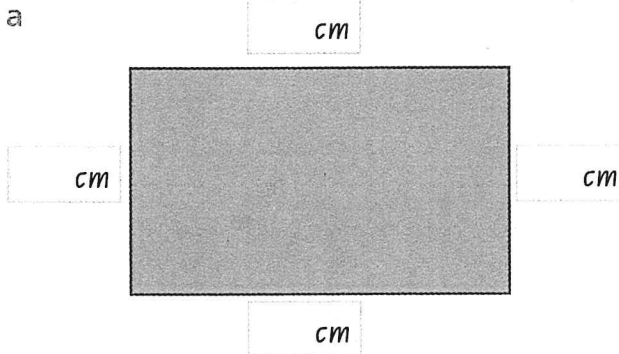








2 Estimate, then measure, each side of these shapes.



Measure objects in the classroom to complete these tables.

Measurement	Object
length 9 cm	<input type="text"/>
width 7 cm	<input type="text"/>
height 3 cm	<input type="text"/>

Measurement	Object
length 16 cm	<input type="text"/>
width 12 cm	<input type="text"/>
height 10 cm	<input type="text"/>



I Am Grateful for...

Each and every day, things happen that we don't always pay attention to. Sometimes, these are the most important things that we should be grateful for.

Think of five things that you are grateful for today and complete the statements below.

I am grateful for...

I am grateful for...

I am grateful for...

I am grateful for...

I am grateful for...

