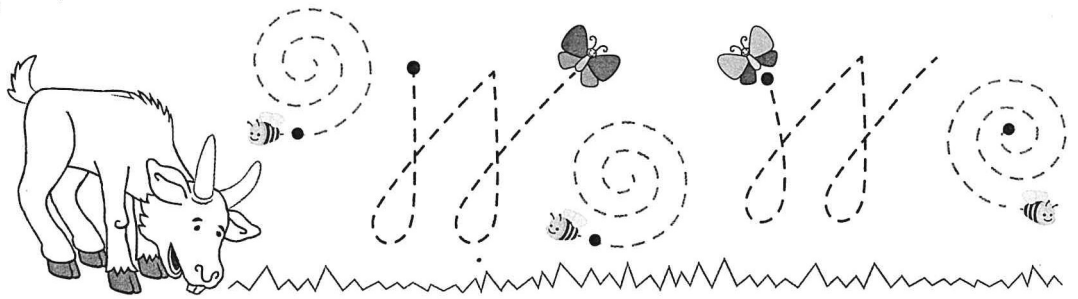
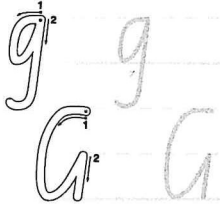


*Wednesday*



Trace, then write the lower case and capital letter.



Trace, then write the words.

go age gag game goes foggy bigger

Trace, then write the sentence.

Gail giggled as she juggled eggs.

Trace, then write a synonym starting with **g** for each word.

great huge

Trace, then write a antonym starting with **g** for each word.

coming taking

## DAY 5

1. Correct the spelling mistake.

Mum said I coud play with you.

2. Circle the word with the correct spelling.

*baskit      barsket      basket*

3. The word  rhymes with **about**.

*ground      loud      shout*

4. How many syllables in the word **silly**?

one ☐      two ☐      three ☐

5. The word **giggle** means the same as:

*joke ☐      laugh ☐      sing ☐*

6. Circle the opposite of **sweet**.

*strong      sour      tasty*

7. Add one capital letter.

*Do you know where i put my bag?*

8. Finish the sentence using **I** or **me**.

*My brother and  share the same bedroom.*

9. Which word describes the jacket?

*The teacher is wearing a red jacket.*

*teacher ☐      wearing ☐      red ☐*

10. Write **but** or **and**.

*We worked hard all day  felt very tired.*

MY SCORE

## DAY 6

1. Circle the word with the correct spelling.

*teach      teech      teatch*

2. Correct the spelling mistake.

We strat school at nine o'clock.

3. Circle the word that rhymes with **below**.

*float      grown      show*

4. Circle the word with two syllables.

*found      around      sleep*

5. The word **story** means the same as:

*tall ☐      stung ☐      tale ☐*

6. Circle the opposite of **awake**.

*around      asleep      snore*

7. Add two capital letters.

*my sister and i like climbing trees.*

8. Which word? **I** or **me**

*Gran took  to the park.*

9. The word  describes the hair.

*Do you have curly hair?*

10. Write the correct word. **but** or **and**

*We were going to play outside,  it was raining.*

MY SCORE



## ***The girl who could turn into a cat***

- 1** Beth Purton lived at 9 Tabby Lane with her mum, dad and her cat, Whiskers. She liked doing all the things other children her age did. But Beth had a secret. She could turn into a cat!
- 2** It all began when Beth was feeding Whiskers one day. She loved the smell of the cat food he was eating. It was 'Tuna Delight'. Beth looked in the pantry and found some tins of tuna. She opened one and ate it.
- 3** Later, Whiskers was playing with a ball of wool in her room. Suddenly, Beth wanted to do it too. She rolled around and pounced on and played with the wool. Then she saw herself in her mirror. She'd grown whiskers, a cat nose and fluffy fur!
- 4** Beth stared into the mirror and blinked. Suddenly, she was a girl again! How could this happen? Of course! It all began with the tuna.
- 5** Beth crept into the kitchen. She opened another tin of tuna and ate it. Then she went to her room to lick her paws and clean behind her ears. After that, she curled up next to Whiskers on her bed and purred!
- 6** As long as Beth had a mirror to blink into she could become a girl again. It was fun being a cat sometimes—and Whiskers loved it too!



**1.** In Paragraph 3, the word **pounced** means:

- (a) leapt.
- (b) bounced.
- (c) ate.

**2.** What happened first? Beth:

- (a) ate a tin of tuna.
- (b) looked in the mirror.
- (c) liked the smell of Whiskers' food.

**3.** How did Beth become a girl again?

- (a) She looked in a mirror.
- (b) She blinked in a mirror.
- (c) She ate tuna.

**4.** What did Beth do after she curled up with Whiskers?

- (a) She purred.
- (b) She played with wool.
- (c) She licked behind her ears.

**5.** Does Beth like being a cat sometimes?

- (a) don't know
- (b) yes
- (c) no

**6.** In Paragraph 2, **he** is used instead of:

- (a) Whiskers.
- (b) cat food.
- (c) Beth.








### Something extra

- ★ Write ten words that rhyme with 'cat'.
- ★ Write five names to call a male cat and five names you could call a female cat.

### Daily Schedule for Term 3 Week 7

## My Favourite Pet

This image shows a single sheet of white paper with horizontal ruling lines. The lines are evenly spaced and run across the width of the page. There are no margins, text, or other markings on the paper.

				
1	11	21	31	41
3	13	23	33	43
5	15	25	35	45
7	17	27	37	47
9		29		49
10	20	30	40	50

# Multiply

$2 \times 0 = \square$

$10 \times 2 = \square$

$2 \times 1 = \square$

$11 \times 2 = \square$

$2 \times 2 = \square$

$12 \times 2 = \square$

$2 \times 3 = \square$

$9 \times 2 = \square$

$2 \times 4 = \square$

$8 \times 2 = \square$

$2 \times 5 = \square$

$7 \times 2 = \square$

$2 \times 6 = \square$

$6 \times 2 = \square$

$2 \times 7 = \square$

$5 \times 2 = \square$

$2 \times 8 = \square$

$4 \times 2 = \square$

$2 \times 9 = \square$

$3 \times 2 = \square$

# NUMBER of the DAY

\_\_\_\_\_ Hundreds \_\_\_\_\_ Tens \_\_\_\_\_ Ones  
 \_\_\_\_\_ + \_\_\_\_\_ + \_\_\_\_\_ = \_\_\_\_\_

+10	-10


One less:

\_\_\_\_\_

One more:

\_\_\_\_\_

(ODD) or (EVEN)  
 Round to the nearest 10: \_\_\_\_\_




My number is:

H	T	O

Record on a number line:



What my numbers looks like using base 10 materials



Record a number pattern starting at your number:

\_\_\_\_\_

My number in words:

\_\_\_\_\_