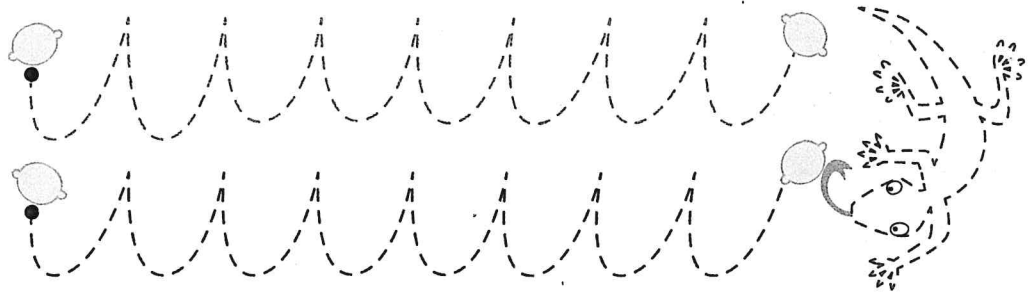

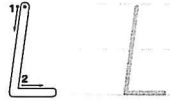


*Wednesday*



Trace, then write the lower case and capital letter.



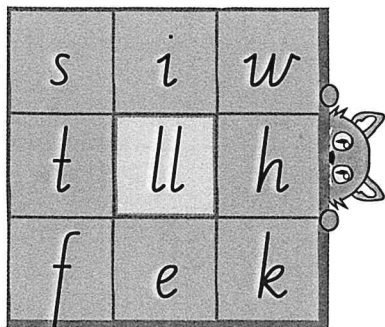
Trace, then write the words.

all bell fill pull hello level yellow

Trace, then write the sentence.

Lily likes to smell lovely lilies.

Make as many words as possible using the letters. Each word must contain the double letter in the centre.



## DAY 15

1. Write the missing letters. **nk** or **gk**

I thi  it's going to rain soon.

2. Circle the word with the correct spelling.

*allso      also      all so*

3. Circle the word that rhymes with **food**.

*took      zoo      rude*

4. Add a word to make a compound word.

sun

*round      set      hot*

5. Write **here** or **hear**.

We could not  her speak.

6. Add **s** or **es** to make the word plural.

box

7. Add two capital letters.

*My dentist is called mr bishop.*

8. Add **did** or **done**.

Isabel  her best work today.

9. Finish the sentence with **going** or **are going**.

We  to the zoo on Sunday.

10. Circle the two words that make the verb group.

*The sun is shining today.*

MY SCORE

## DAY 16

1. Circle the word with the correct spelling.

*never      neva      nefer*

2. Correct the spelling mistake.

*The ship sangk to the bottom.*

3. The word  rhymes with **ball**.

*balloon      talk      crawl*

4. Add a word to make a compound word.

play

*fun      ground      day*

5. Write **be** or **bee**.

I will  there at two o'clock.

6. Add **s** or **es** to make the word plural.

dish

7. Add two capital letters.

*danny and i sit next to each other.*

8. Which word? **did** or **done**

What have you ?

9. Use **playing** or **were playing** to finish the sentence.

They  games at lunchtime.

10. Which two words make the verb group?

*We are staying with our grandparents.*

MY SCORE

## Spelling Word Puzzle

Name:

**Word Count:**

S	D	E	H
H	U	L	J
D	A	D	G
V	T	F	O



# Unit 1

ew

ue

oo

ic

## List Words

blew

chew

grew

crew

few

glue

due

clue

blue

bathroom

bedroom

broomstick

spoon

traffic

comic

picnic

should

work

## Revision Words

shoe

shut

short

fresh

brush

wish

two

three

## Proofreading

6. Circle the incorrect words and rewrite them correctly in the spaces.

(a) You shoold clean your blew shoos for wurk.

(b) Too of the crue are on a picknick.

## Missing Words

7. Complete the sentences using one of the list or revision words.

(a) My train is \_\_\_\_\_ at five o'clock.

(b) The plane and its \_\_\_\_\_ flew out an hour ago.

(c) Help your sister \_\_\_\_\_ her hair.

(d) The police directed the \_\_\_\_\_.

## Shape Sorter

8. Write the word that fits in each shape.

(a)

(b)

(c)

## Compound Words

9. Match the words to make compound words.

cut room stick

(a) bed \_\_\_\_\_

(b) broom \_\_\_\_\_

(c) bath \_\_\_\_\_

(d) short \_\_\_\_\_



# Protecting firefighters

- 1 Did you know that firefighters have about one minute to get dressed in their firefighting gear? They have to reach the fire as quickly as possible. All their gear must be ready to put on.
- 2 Firefighters wear clothing made from special material. This protects them from heat, smoke, water and flames. None of their skin must be showing when they fight a fire.

3 A **helmet** protects the firefighter's head from falling objects, heat and water. A **hood** protects the hair, neck and ears.


4 A **face mask** is joined to an **air tank** on the firefighter's back. It supplies air when the firefighter needs to breathe in smoky places.

5 The **jacket** and **pants** are made from material that doesn't catch fire easily. They have stripes that glow so the firefighter can be seen in dark, smoky places.

6 Thick leather **gloves** protect hands from heat and sharp objects.

7 **Boots** are made from rubber and have metal in the toes and soles.

8 Other things a firefighter uses include a **torch**, a **radio** and **tools** such as an axe and rope.





1. The word **supplies** in Paragraph 4 means:

- (a) turns.
- (b) smiles.
- (c) gives.



2. What protects a firefighter from heat, smoke and flames?

- (a) warm clothes
- (b) special clothing
- (c) water tanks



3. A hood protects a firefighter's:

- (a) hands and feet.
- (b) ears and neck.
- (c) head.



4. If firefighters didn't have stripes that glow, they would:

- (a) get wet.
- (b) not be easy to see.
- (c) get too hot.




5. If firefighters' skin wasn't covered, they could:

- (a) get burnt.
- (b) get dirty.
- (c) feel hot.



6. In Paragraph 5, the word **they** means:

- (a) the firefighters.
- (b) the stripes.
- (c) their jacket and pants.



### Something extra

★ Use the colours black, red, grey, orange and yellow to draw a picture of a fire.

### Daily Schedule for Term 3 Booklet C - Week 8

## My Trip to Neverland – Narrative

[illegible]This image shows a single sheet of white paper with horizontal ruling lines. The lines are evenly spaced and run across the width of the page. There are no margins, text, or other markings on the paper.



## This image shows a single sheet of white paper with horizontal ruling lines. The lines are evenly spaced and run across the width of the page. There are no margins, text, or other markings on the paper.


# 2:07 Skip counting



Concepts

Until we know the pattern of numbers in the pattern, we can count on from the last answer.

When I count on, I count on my fingers.



1 In each case, skip count, writing in the numbers as you go.

a Each time, 

3
---

6
---

--

--

--

--

--

--

--

--

  
count on  
three more. 

--

--

--

--

--

--

--

--

--

--

b Each time, 

4
---

8
---

--

--

--

--

--

--

--

--

  
count on  
four more. 

--

--

--

--

--

--

--

--

--

--

c Each time, 

6
---

12
----

--

--

--

--

--

--

--

--

  
count on  
six more. 

--

--

--

--

--

--

--

--

--

--

d Each time, 

7
---

14
----

--

--

--

--

--

--

--

--

  
count on  
seven more. 

--

--

--

--

--

--

--

--

--

--

e Each time, 

8
---

16
----

--

--

--

--

--

--

--

--

  
count on  
eight more. 

--

--

--

--

--

--

--

--

--

--

f Each time, 

9
---

18
----

--

--

--

--

--

--

--

--

  
count on  
nine more. 

--

--

--

--

--

--

--

--

--

--

g Each time, 

10
----

20
----

--

--

--

--

--

--

--

--

  
count on  
ten more. 

--

--

--

--

--

--

--

--

--

--

# Measuring Length and Height

To measure length and height in centimetres.



Use your ruler to measure the **length** of these lines.

A \_\_\_\_\_

cm

B \_\_\_\_\_

C \_\_\_\_\_

D \_\_\_\_\_

Finish this sentence:

The **longest** line is \_\_\_\_\_. The **shortest** line is \_\_\_\_\_.

Use your ruler to measure the **height** of these lines.



E

cm



F



G



H

Finish this sentence:

The **tallest** line is \_\_\_\_\_. The **shortest** line is \_\_\_\_\_.

Use your ruler to find the lengths and heights of these objects. Then, compare the lengths and heights of them.

longer

shorter

taller

the same

Straw A




Straw B





---



---



superhero



doll

---



---



---





---



---

Pencil A



Pencil B

---



---



# Be Thankful

Do you remember the man with leprosy that returned to thank Jesus from Luke 17:11-19? He thanked Jesus and glorified God when he was healed from leprosy.

You can be grateful too. Write and or draw reasons why you are grateful to complete the worksheet. Make a list of ways you could show your appreciation to God and the people you have listed.

