

Year One

Home Learning

Week D

Booklet Four

Silly Billies, Trolls and Tollways

Stage Setting: *3 scared animals behind a bush. Troll under the bridge, motorists in a car to back of stage.*

Narrator *walks on centre stage* (Aubrey):- Would you believe that a horrible troll once had his home right here?

And nobody ever crossed the bridge as the troll would fill them with fear.

3 animals *popping their heads out from behind the bush* (Caitlyn, Mia, Jasmine):-

That troll is so scary she makes me shiver, her voice is so loud it makes me quiver.

Narrator (Aubrey):- But all that changed that memorable day the three Silly Billies tried to cross.

They tricked the troll and found a way to help each other cross.

Narrator walks off and joins scared animals

Troll *pops up from under bridge* (Ridhima):- Ha ha! This bridge is mine, all mine! I own it! I'm the boss! No-one will ever cross.

3 animals *popping their heads out from behind the bush* (Caitlyn, Mia, Jasmine + Aubrey):-

Who's that tip tapping over that bridge, who's that tip tapping over that bridge, who's that tip tapping **over that bridge!**

Silly Billy 1 *enters stage* (Sienna):- Across the bridge I go yee har, to get to the other side. The grass is much greener there, it'll bring a sheen to my hide.

Troll *pops up from under bridge* (Ridhima):- How dare you walk across this bridge, it belongs to me, and as I'm feeling hungry I'll eat you for afternoon tea...yum yum yum

Silly Billy 1 *at bridge* (Sienna):- Don't eat me, I'm all skin and bone. My big sister is on her way she's talking on her phone (hehehe to audience).

Troll (Ridhima):- Hmmm okay then you can pass, but your sister better be here soon, as I need to eat my lunch by noon.

Silly Billy 1 makes it across the bridge and troll man approaches

Toll man *enters the stage and goes to Silly Billy 1* (Benjamin):- Did you know there is a toll for crossing this bridge? That will be \$5.00 thank you.

Silly Billy 1 (Sienna):- I didn't realise, here is your \$5.00.

Silly Billy 1 enjoys the grass area. Toll man exits stage.

3 animals *popping their heads out from behind the bush* (Caitlyn, Mia, Jasmine + Aubrey):-

Who's that tip tapping over that bridge, who's that tip tapping over that bridge, who's that tip tapping **over that bridge!**

Motorists *driving forward toward the bridge* (Zander & Bentley):- Let's head over that bridge today and on the other side we'll play.

Toll man *follows in behind motorists* (Benjamin):- This bridge isn't open today, you'll have to go elsewhere to have your play.

Motorists (Zander & Bentley):- There's always road works going on, why don't we wait and sing a song.

Who's that tip tapping over that bridge, who's that tip tapping over that bridge, who's that tip tapping **over that bridge!**

Motorists return to back of stage.

Silly Billy 2 *enters stage holding mobile phone and talking* (Gabriella):- Across the bridge I go yee har, to get to the other side. The grass is much greener there, it'll bring a sheen to my hide.

Troll *pops up from under bridge* (Ridhima):- How dare you walk across this bridge, it belongs to me, and as I'm feeling hungry I'll eat you for afternoon tea...yum yum yum.

Silly Billy 2 *holding phone and talking to troll* (Gabriella):- Please troll don't eat lovely me, I'm far too skinny for your tea. My big sister is on her way here and she's much fatter than skinny me.

Troll (Ridhima):- Hmmm okay then you can pass but your sister better be here soon, as I need to eat my lunch by noon.

Narrator (Aubrey):- What naughty siblings those two are, feeding a sister to the troll! I do hope she finds a way to get past the troll patrol.

Adam, brother dearest, would you do that to me? I'm sure you love me more than that wouldn't you agree?

Silly Billy 2 makes it across the bridge and toll man approaches

Toll man *approaches Silly Billy 2* (Benjamin):- Did you know there is a toll for crossing this bridge? That will be \$5.00 thank you.

Silly Billy 2 (Gabriella):- I didn't realise, here is your \$5.00.

Silly Billy 2 joins Silly Billy 1

Animals/motorists (Caitlyn, Mia & Jasmine + Bentley & Zander):- Who's that tip tapping over that bridge, who's that tip tapping over that bridge, who's that tip tapping **over that bridge!**

Silly Billy 3 *enters stage* (Macey):- Across the bridge I go yee har, to get to the other side. The grass is much greener there, it'll bring a sheen to my hide.

Troll *pops up from under bridge* (Ridhima):- How dare you walk across this bridge, it belongs to me, and as I'm feeling hungry I'll eat you for afternoon tea...yum yum yum.

Silly Billy 3 (Macey):- Will you now you hairy troll, then come on out and pay the toll.

Toll man *approaching troll at entrance of bridge* (Benjamin):- Now Troll that will be a total of 5 years by 365 days by one dollar per day, well, you now owe over a thousand dollars in tolls, hooray.

Motorists *arriving at entrance to bridge* (Bentley & Zander):- Excuse me sir, please tell us where to pay the toll, we've tried to cross and we were stopped by that hairy looking troll.

Toll man (Benjamin):- The toll, did you say? Just pay right here and you may drive across. Tell your friends about this bridge and we won't run at any loss.

Motorists *take out \$5.00 and pay the toll, cross the bridge and join the Silly Billies* (Bentley & Zander)

Narrator *entering centre stage* (Aubrey):- And that, dear friends, is how things were, when we last saw the troll, and remember she's the one to blame if you have to pay a toll!

All:- Who's that tip tapping over that bridge, who's that tip tapping over that bridge, who's that tip tapping **over that bridge**

Everyone together, lined across stage, bow to the audience and walk off.

Year One

Home Learning Booklet Four

Week D

Monday


Please follow Monday learning
activities on the grid

Year 1 Reading Strategies

1. Look at the picture.
2. Get your lips ready.
3. Stretch it out.
4. Skip it.
5. Chunk the word.
6. Try it again.
7. Flip the sound.


I need to use my reading strategies
before I ask my teacher for help.

Look at the picture!



*Look at the picture for clues to help figure out the word.


Flip the sound!



*Try a different vowel sound in the tricky word.

*Reread it to see if it sounds right.


Try it again!



*Try to reread the sentence.

*Try a word that makes sense.


Chunk the word!



*Look for a chunk you know.

*Look for a word part.


Skip it, Skip it!



**Skip the word. Read to the end of the sentence.*


**Hop back and read it.*

Get your lips ready!



**Say the first sounds of the word out loud.*

S-t-r-e-t-c-h it out!




- *Stretch out the word slowly.
- *Put the sounds together to figure out the word.






1 one . . 1 one




1 1 1




one

2 two : 2 two



2 2 2 . . .



two

BOOKLET THREE & FOUR

WEEK C & D


SPELLING

<i>or</i> or sound like in <i>for</i>	<i>aw</i> aw sound like in <i>raw</i>	<i>au</i> au sound like in <i>sauce</i>
<i>for</i>	<i>raw</i>	<i>sauce</i>
<i>fort</i>	<i>straw</i>	<i>pause</i>
<i>short</i>	<i>saw</i>	<i>because</i>
<i>horn</i>	<i>claw</i>	<i>August</i>
<i>born</i>	<i>yawn</i>	<i>audio</i>

The Zoo Vet

On Monday, George the giraffe visited the vet. He had a sore throat. The vet gave George some medicine and a scarf to wrap around his neck.

Thanks to the vet, the patient soon began to feel much better.




On Tuesday, Fatima the flamingo visited the vet. She had a broken wing. The vet bandaged Fatima's wing and put it into a sling.

Thanks to the vet, the patient soon began to feel much better.


On Wednesday, Cam the chameleon visited the vet. He had a temperature. The vet put a cool flannel on Cam's head and gave him plenty of water to drink.

Thanks to the vet, the patient soon began to feel much better.



On Thursday, Eric the elephant visited the vet. He had a cold. The vet gave Eric a big hankie and a hot-water bottle.

Thanks to the vet, the patient soon began to feel much better.



On Friday, Tori the tiger visited the vet. She had a thorn stuck in her paw. The vet pulled the thorn out of Tori's paw and wrapped it in a bandage.


Thanks to the vet, the patient soon began to feel much better.

Oh no! On Saturday, it was the vet who was feeling poorly!

On Sunday, he put some cream on his spots and got plenty of rest...



...and soon began to feel much better!



Questions

1. What job does the main character have in the story? Tick **one**.
 - ☐ He is a teacher.
 - ☐ He is a taxi driver.
 - ☐ He is a vet.

2. Which animals appear in the story? Tick **two**.
 - ☐ an elephant
 - ☐ a giraffe
 - ☐ a polar bear

3. What does the zoo vet do to help Fatima the flamingo? Tick **one**.
 - ☐ He gives her some medicine.
 - ☐ He builds her a new home.
 - ☐ He puts her wing in a sling.


4. What did the vet give to Cam the chameleon? Tick **one**.
 - ☐ plenty of milk
 - ☐ plenty of juice
 - ☐ plenty of water

5. What happens on Saturday and Sunday in the story? Tick **one**.
 - ☐ The zoo vet has a party.
 - ☐ The zoo vet is poorly.
 - ☐ The zoo vet goes to the cinema.



Name: _____

Number of the day



Find and color the number on the 100 chart.

1	2	3	4	5	6	7	8	9	10
11	12	13	14	15	16	17	18	19	20
21	22	23	24	25	26	27	28	29	30
31	32	33	34	35	36	37	38	39	40
41	42	43	44	45	46	47	48	49	50
51	52	53	54	55	56	57	58	59	60
61	62	63	64	65	66	67	68	69	70
71	72	73	74	75	76	77	78	79	80
81	82	83	84	85	86	87	88	89	90
91	92	93	94	95	96	97	98	99	100

Solve it.

1 more

1 less

10 more

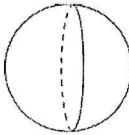
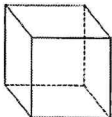
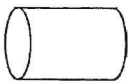

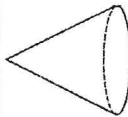

10 less

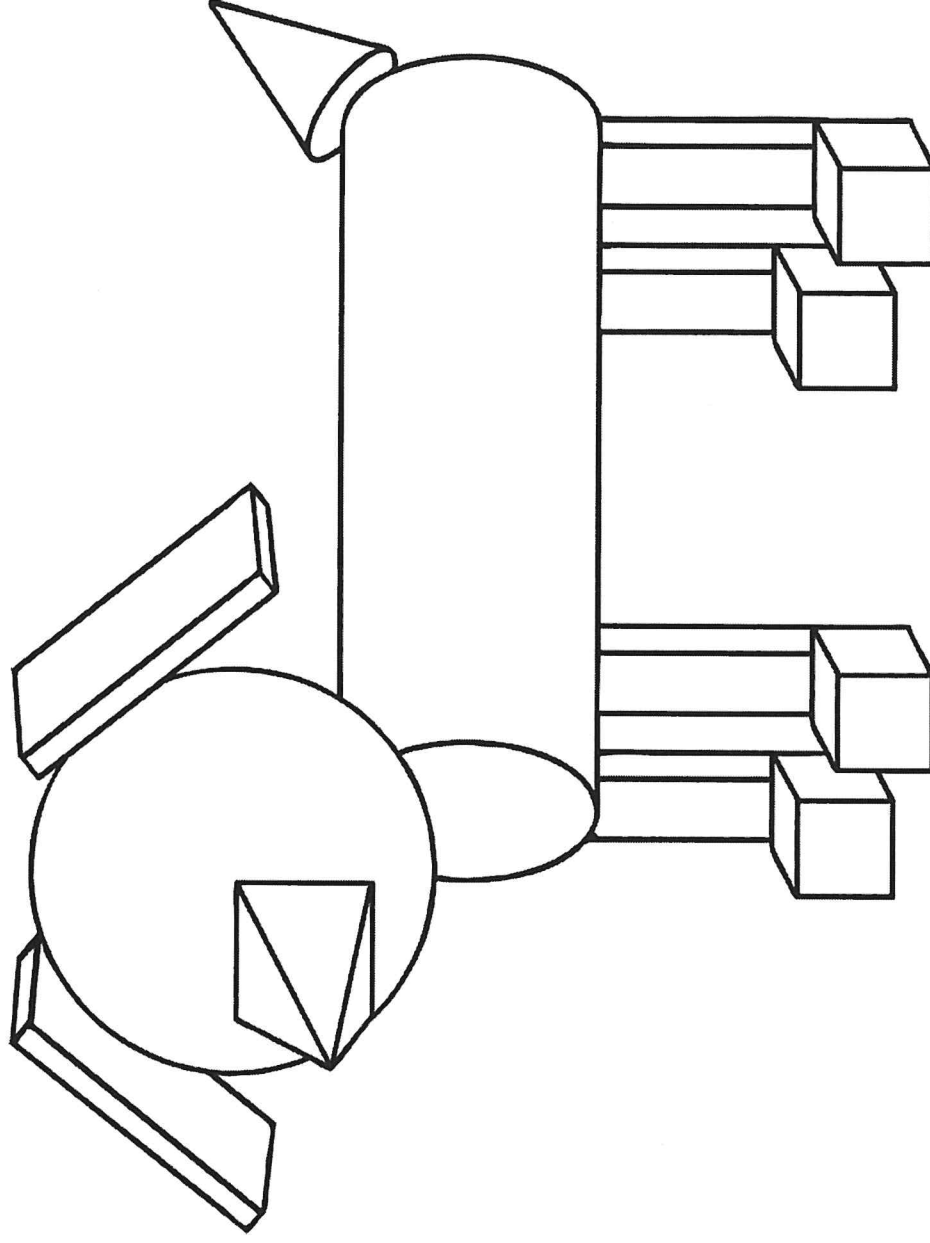
Color to show the number.

Write the number in words.

3D Shape Colouring

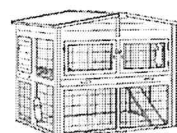
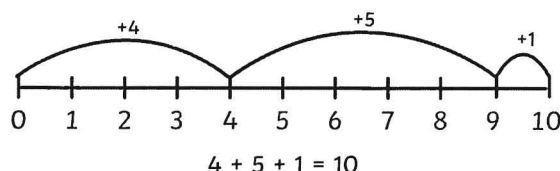
Use the key to colour in the 3D shapes correctly.

Key							
							
	red	blue	green	purple	orange	yellow	

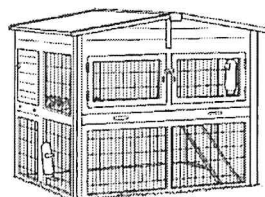
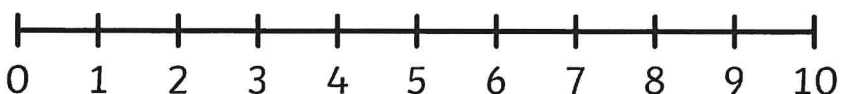
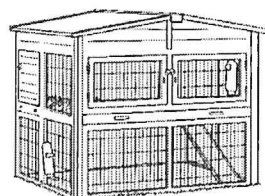
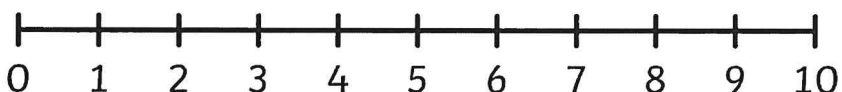

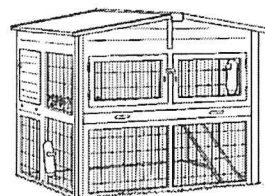
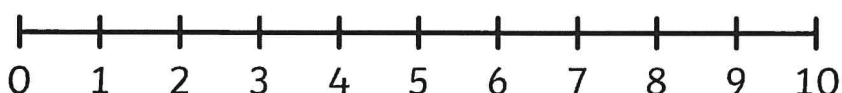
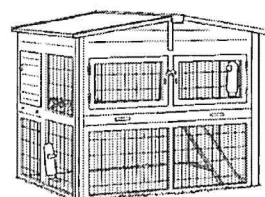
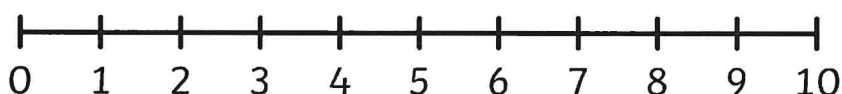
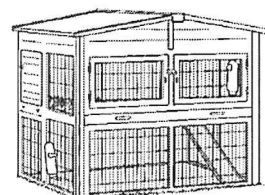
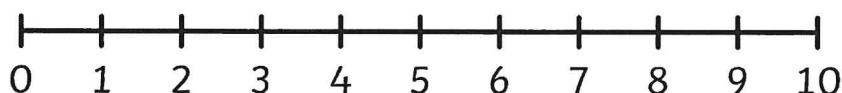


3 Hops to 10

Example



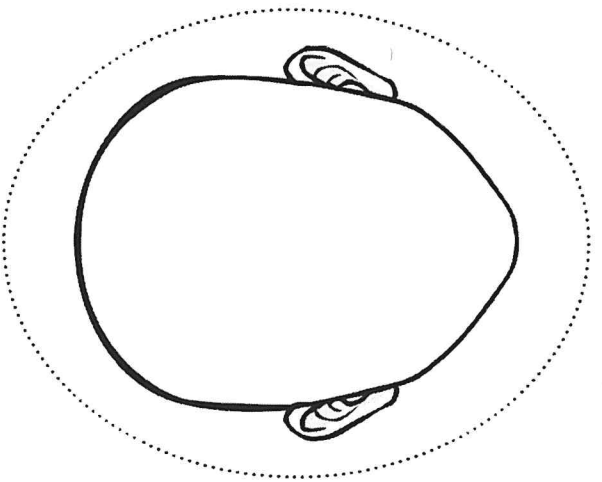
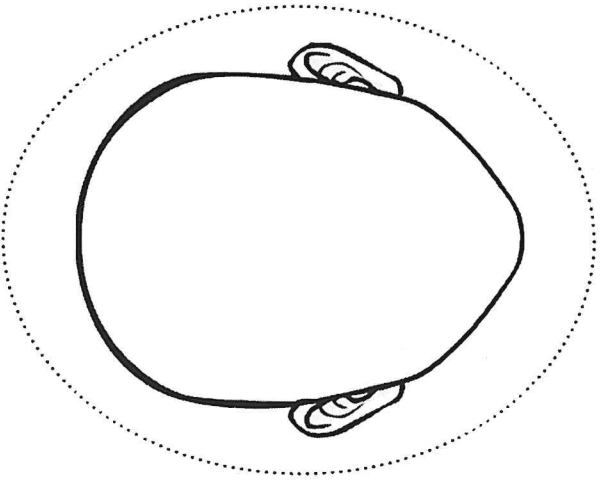
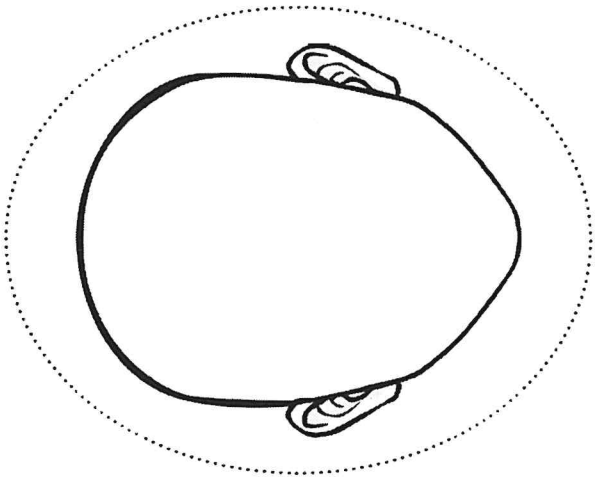
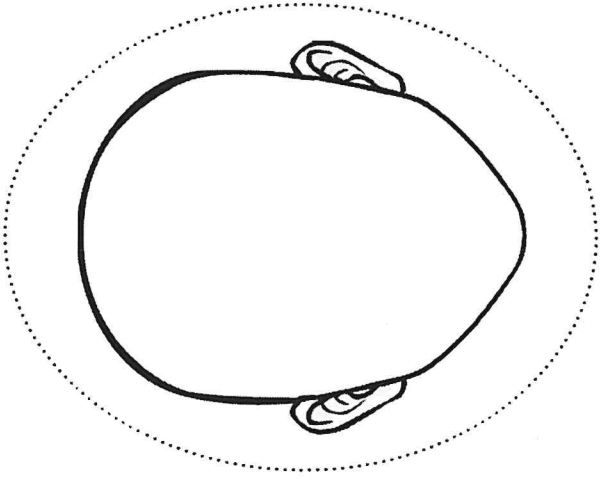
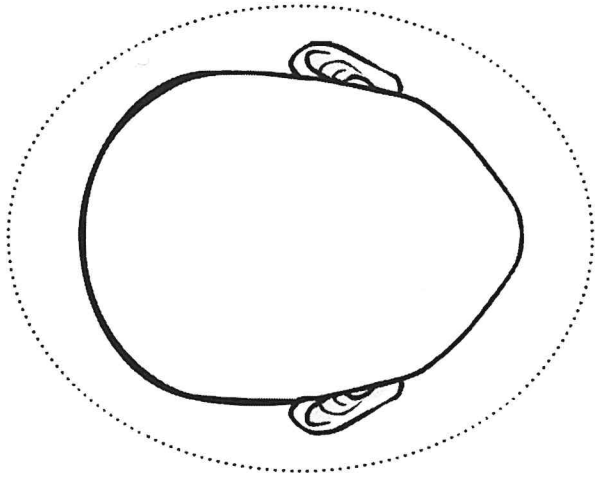
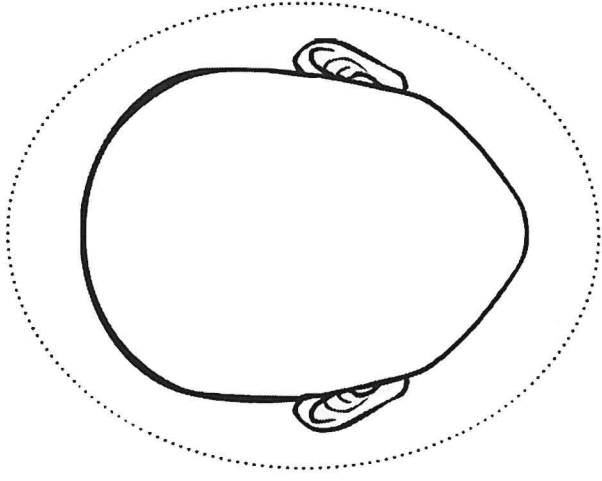
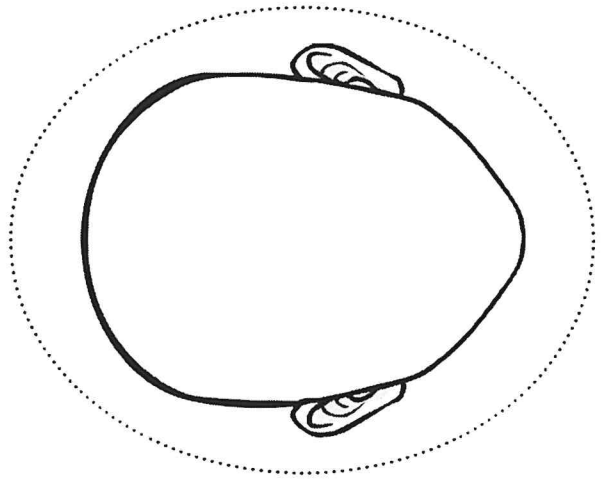
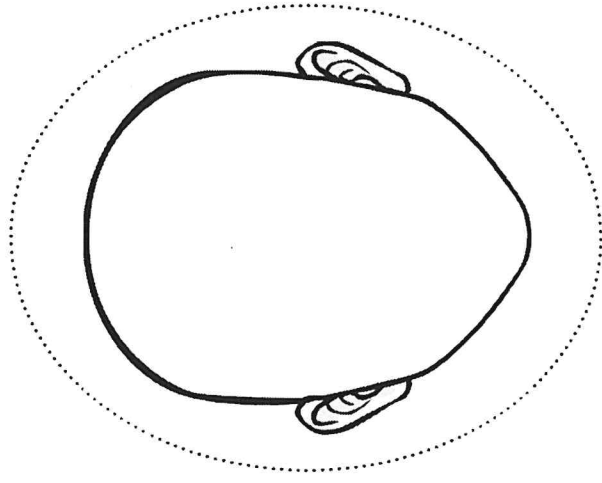
Peter Rabbit says he can get back to his run in 3 hops! Find different ways that Peter can do this and draw them on the number lines. Can you write number sentences to match his hops?



How many other ways can you find? Can you find them all?

My Family Portrait


Cut and stick a face for each member of your family in the box below. Draw their faces.



My Weather Report

Look outside at the weather. What is it like? What does the sky look like?

Write a weather report in the box below. There are some words to help you.



Word bank

sunny

windy

thunderstorm

cloudy

heavy

freezing

cold

rainy


frosty

temperature

cool



How do you **G**reet, **T**reat and **S**peak?
Do you help others fit in?
Giving someone a smile or high five,
is where friendship could begin.



My friend Jesus, he knew **G.T.S.**
he greeted with blessings or a smile.
Children and adults loved him
when he stopped to talk for a while.