

## home learning grid Year 6: Week D

### RE

Pope Francis and being a protector	The Nicene Creed	The Sacraments	'Who am I?'	Parts of the Mass
Information and questions are after the grid	Information and questions are after the grid	Information and questions are after the grid	Information and questions are after the grid	Information and questions are after the grid

### English

Informative text about a creature that lives in the Daintree Rainforest. (there are alternative sheets included if you can not complete this task.)	Radio script and poster.	Rubbish sort and labels.	Reduce carbon footprint poster.	Filtration system.
Worksheets: apostrophes	Worksheets: apostrophes	Worksheets: Expanding sentences	Worksheets: Expanding sentences	
<u>Reading for enjoyment</u> Information and questions are after the grid	<u>Reading for enjoyment</u> Information and questions are after the grid	<u>Reading for enjoyment</u> Information and questions are after the grid	<u>Reading for enjoyment</u> Information and questions are after the grid	<u>Reading for enjoyment</u> Information and questions are after the grid

### Maths

Maths mental	Maths mental	Maths mental	Draw a robot using all of the angles. Mark the angles and estimate the degrees in one example of each type.	Design a playground using all of the angles. Mark the angles and estimate the degrees in one example of each type.
Decimals worksheets	Decimals worksheets	Decimals worksheets	Decimals worksheets	Decimals worksheets
All sheets are after the grid	All sheets are after the grid	All sheets are after the grid	All sheets are after the grid	All sheets are after the grid

<b>Other activities</b>				
Try to get outdoors everyday and do something you enjoy. This could be riding your motorbike, gardening, playing basketball – anything that makes you feel good.	<p>Safety network; complete the network of trusted people.</p> <p>Read the worry waterfall; see if you can use the strategies in your everyday life</p>	Emergency scenarios: read each one and write a response.	Physical activity cards	Keep working on the filtration system..
Everyday write something on the gratitude page.				

**RE**

**Monday**

Pope Francis said...

'Let us be protectors of creation, protectors of God's plan inscribed in nature, protectors of one another and of the environment'.

List 5 ways we can be protectors of one another.

---

---

---

---

List 5 ways we can be protectors of the environment.

---

---

---

---

**Tuesday**

Read the Nicene Creed

## The Nicene Creed

We believe in one God, the Father, the Almighty, of all that is, seen and unseen.

We believe in one Lord, Jesus Christ, the only Son of God, eternally begotten of the Father, God from God, Light from Light, true God from true God, begotten, not made, of one Being with the Father. Through him all things were made.

For us and for our salvation he came down from heaven: by the power of the Holy Spirit he became incarnate from the Virgin Mary, and was made man.

For our sake he was crucified under Pontius Pilate; he suffered death and was buried. On the third day he rose again in accordance with the Scriptures; he ascended into heaven and is seated at the right hand of the Father.

He will come again in glory to judge the living and the dead, and his kingdom will have no end.

We believe in the Holy Spirit, the Lord, the giver of life, who proceeds from the Father and the Son. With the Father and the Son he is worshipped and glorified.

He has spoken through the Prophets. We believe in one holy catholic and apostolic Church. We acknowledge one baptism for the forgiveness of sins.

We look for the resurrection of the dead, and the life of the world to come. Amen.

Explain the purpose of the Creed.

---

---

---

---

Highlight the information about God.

List 3 things we learn about God

---

---

Highlight the information about Jesus.

List 3 things we learn about Jesus

---

---

Highlight the information about the Holy Spirit.

List 3 things we learn about the Holy Spirit

---

---

### **Wednesday**

List the 7 sacraments

---

---

Categorise them into the sacraments of initiation

---

---

The sacraments of healing

---

---

The sacraments of service

---

Draw a symbol for each sacrament

**Thursday**

Write 'who am I ?' clues. There must be at least 3 clues for each person.

Saint Mary Mackillop

Pope Francis

Father George

**Friday**

List the 4 parts of the Mass

Write 1, 2, 3 or 4 next to each to show which part of the Mass it takes place.

The sign of peace

Gather and welcome

Gospel readings

Receive the Eucharist

Leave and spread the Word of God

Say the Our Father

Monday

Last week you researched facts about the unique Daintree Rainforest. This week you are to write an informative text about a creature that lives in the Daintree Rainforest. Below are listed some of the rare and unusual creatures that live there.

**Bennett's and Lumholtz tree kangaroos**, Musky rat-kangaroo, Daintree river ringtail possum, Buff breasted paradise kingfisher

If are working off line, some information about the cassowary is included so you can write your text.

Remember to use the correct structure, technical words and lots of visuals to help the reader understand your text.

Tuesday

Write a script for a 1 minute radio spot. The script should contain the main point about your creature, why it is important that it is protected and how it can be protected.

Create a poster ( draw or use a computer) that shows the uniqueness of your creature and how the Daintree Rainforest needs to Be protected.

Wednesday

Look at the two pages with the pictures of rubbish. Sort them into recycle (R), rubbish (RB) and compost (C). Write the letters to show which items can be recycled, composted or are rubbish in the corner of each box. Then create a column graph to show the data.

Create labels that you could put on the bins to show what needs to go in each one. Also explain the advantages of composting and recycling.

Thursday


The poster 'Ways to Reduce Your Carbon Footprint' gives examples of things everyone can do to cut down on carbon.( carbon comes from burning fossil fuels to produce electricity, from petrol, manufacturing goods and by us breathing out).

Create your own poster, using Word or by hand, that includes the same headings but with different suggestions on how to achieve a smaller carbon footprint. You may be as creative as you wish.

Friday

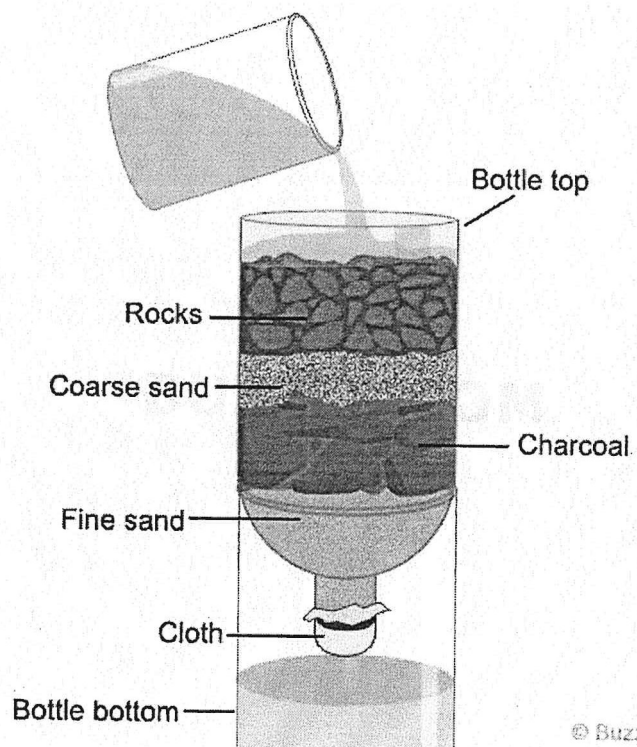
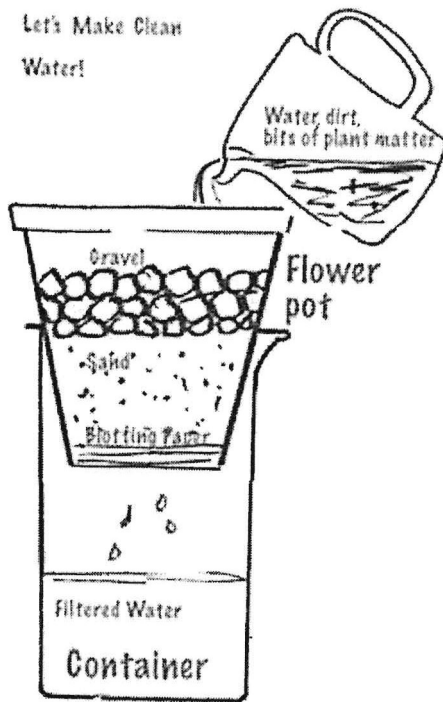
In our class novel 'The Big Dry' by Tony Davis, we read how George and Beeper have to filter their water before they can drink it. This is to get all the dust and debris out of the water, to make it safe to drink. Your task is to create a filtration system to clean water. Following are some examples you may use, or you may design your own system. Please draw a diagram and make notes about how you made it and what happened to the dirty water you put in it. It may take some time to filter through your system. Some photos would be great! Please do not drink the water!

Most of the things you need should be at home.





Let's Make Clean  
Water!



© Buzzle.com

When you have finished your experiment, you should write your results as an explanation.

Monday

## 9 curious cassowary facts

The cassowary is a curious creature. Leading a prominently solitary existence, this regal, flightless big bird roams the rainforest and coast of Tropical North Queensland but is so elusive that often the only sign that they truly exist, is literally, a sign.



Curiouser and curiouser. Here's what we do know.

### This bird lives large!

1. It is the largest native vertebrate in Australian rainforests.
2. It is the second heaviest bird in the world to the ostrich.
3. It is the third tallest bird in the world to the ostrich (#1) and the emu (#2).
4. The cassowary egg is the third largest of all birds at about 584g.

### Dinosaur heritage

Cassowaries are one of the closest living species to dinosaurs and one of the key visual features of this stocky bird that proves it (besides the gnarly toes), is the casque on its head. The purpose of the brown helmet thingy is not known but there are theories.

Some think that it is like an antenna and picks up the vibrations of other cassowaries in the area or that it is a shock-absorber that protects the head as they butt their way through thick rainforest. Maybe it just indicates dominance – which it does quite well.

## **Cassowaries are frugivores (fruit eaters)**

At the top of the cassowary food pyramid is fruit, fruit and more fruit. This love of fruit runs so deeply that some of the rainforest fruits they eat have been named after them, like the Cassowary Plum and Cassowary Stain Ash. Also there is no chewing in the eating process, lunch is swallowed whole!

## **Rainforest gardeners - the best job in the world**

This passion for fruit leads the cassowary to perform a very important duty. After eating fruit whole, their digestive system is gentle enough to keep the seeds intact. As the Cassowary roams the rainforest they disperse the seeds (use your imagination) into a new area of the rainforest in their own special fertiliser formula.

## **These solitary birds find love in a hopeless place**

During May to November, cassowaries put their solitary lives aside to come together to find a mate. That loving feeling doesn't last long. Once the lady cassowary has found a mate and laid her eggs, she is out and daddy day care begins.

The single dad builds the nest and incubates the eggs for 50 days, rarely eating or drinking during this time. Talk about dedication!

The chicks learn the ropes from dad for about nine months before leaving the nest to make it on their own, and reach maturity at about three years of age.

## **BE CASS-O-WARY!**

Cassowaries are gorgeous animals but they are territorial. Here are a few tips about how to respect the cassowary and be safe around them.

1. Always slow down when driving in cassowary territory.
2. Never approach a cassowary.
3. Never feed a cassowary.

## **Where in Queensland can you spot a cassowary?**

Top spots: Mission Beach home of the Big Cassowary, Daintree Rainforest and Cape York.